GRU A TORRE

GX 251

GA

GA compact

GX

GH city crane

GHS topless

FB GRU®

FB F.lli Butti s.r.l.
Via XXV Aprile, 58
23868 Valmadrera (LC) - ITALIA
Tel. 0341.581108 - Fax 0341.200253
E-mail : fbgru@fbgru.it - http://www.fbgru.it

CE

GX 251

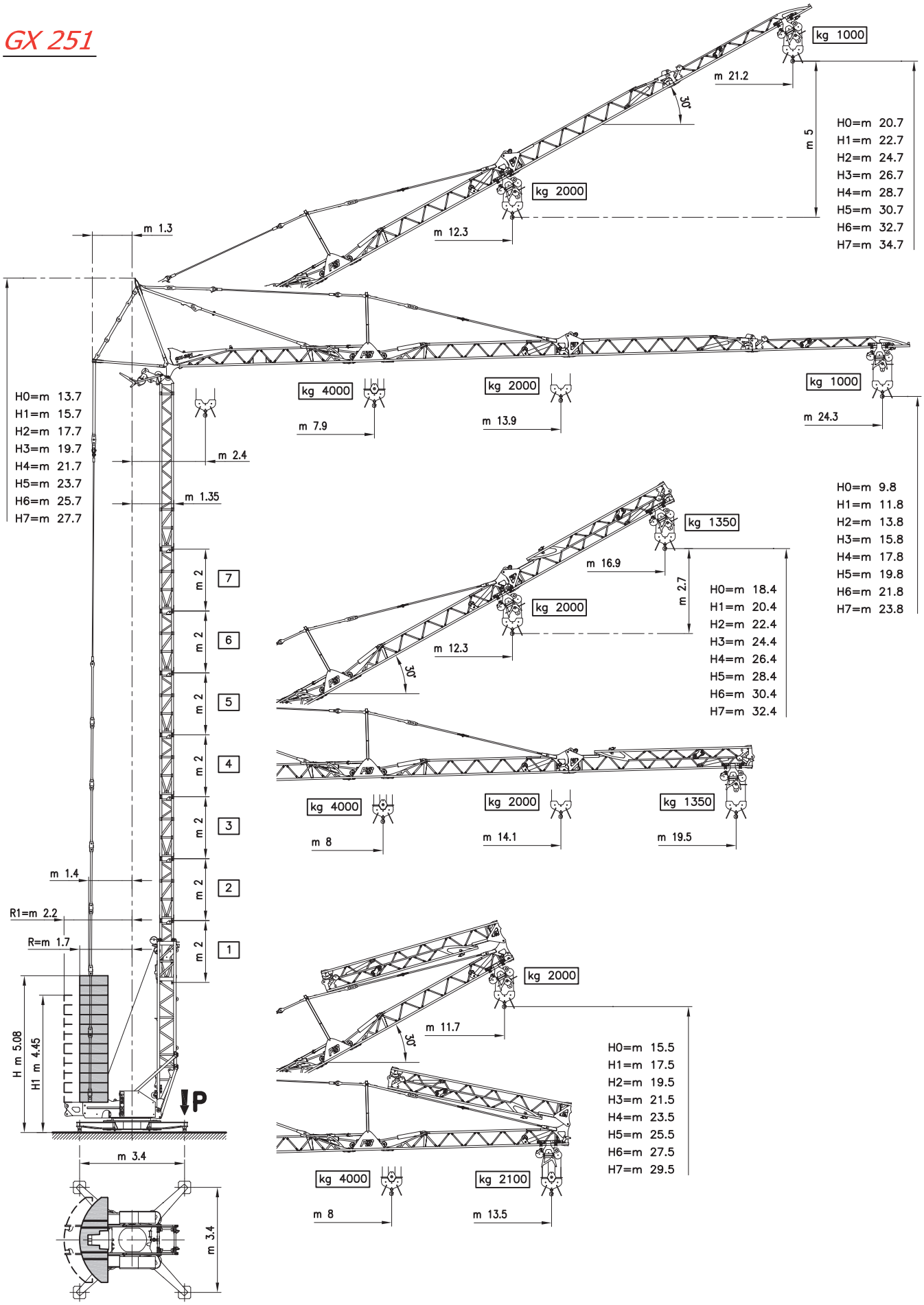

P	
kg 21300 *In servizio* En servicio In service In betrieb En service	kg 16000 *Fuori servizio* Fuera de servicio Out of service Außer betrieb Hors service

R=1.7 m kg 23400 R1=2.2 m kg 19800	kg 9350+1620 (Hmax=H7)

MECCANISMI

MECANISMOS — MECHANISMS
ANTRIEBE — MÉCANISMES

MOVIMENTO MOVIMIENTO MOVEMENT BEWEGUNG MOUVEMENT	ALIMENTAZIONE ALIMENTACION OPERATING VOLTAGE BETRIEBSSPANNUNG TENSION DE SERVICE	PRESTAZIONI FUNCIONAMIENTOS PERFORMANCES LEISTUNGEN EXÉCUTIONS	

			1ª m/1' - kg	2ª m/1' - kg	3ª m/1' - kg	
SOLLEVAMENTO ELEVACION — HOISTING HEBEN — LEVAGE INVERTER	230 V 50 Hz	3 kW	5 ↓↑	15 ↓↑	19 ↓↑	kW 9.2
			2000	2000	1000	
			3 ↓↑	8 ↓↑	10 ↓↑	
			4000	4000	2000	
		6 kW	5 ↓↑	20 ↓↑	24 ↓↑	
			2000	2000	1000	
			3 ↓↑	10 ↓↑	12 ↓↑	
			4000	4000	2000	
	400 V 50 Hz		5 ↓↑	26 ↑ / 27 ↓	40 ↑ / 42 ↓	
			2000	2000	1000	
			3 ↓↑	13 ↑ / 14 ↓	20 ↑ / 21 ↓	
			4000	4000	2000	

		1ª m/1'	2ª m/1'	3ª m/1'	
CARRELLO CARRILLO — JIB TROLLEY LAUFKATZE — DISTRIBUTION INVERTER	230V - 400 V 50 Hz	10	25	40	kW 3

		1ª g/1'	2ª g/1'	3ª g/1'	
ROTAZIONE ROTACION — SLEWING DREHEN — ORIENTATION INVERTER	230V - 400 V 50 Hz	0 → 0.18	0.18 → 0.45	0.45 → 0.9	kW 2.2

Conforme alle direttive CEE sul livello acustico 2000/14/CE

Conforme con las directivas CEE sobre el nivel acustico

In compliance with the EEC instructions on noise levell

Gemass EWG–Richtlinien fur den Schall–Leistungspegel

Conforme aux directives CEE sur le niveau acoustique

CURVE DI CARICO

CURVAS DE CARGAS — LOAD DIAGRAMS
LASTKURVEN — COURBES DE CHARGES

(0 - 2000 kg) / (2001 - 4000 kg)	m	7.9	9	10	11	12	13.9	16	18	19	21	22	23	24.3
	kg	4000	3393	2980	2651	2382	2000	1689	1460	1365	1203	1134	1071	1000

BRACCIO IMPENNATO
FLECHA IZADA
LUFFING JIB
AUSLEGER IN STEILSTELLUNG
FLÈCHE RELEVÉE

Carrellino distributore
Carrellino distibuidor — Traversing trolley
Verfahrbare laufkatze — Chariot distributeur

kg 1000/2000

POTENZA RICHIESTA

POTENCIA-ELECTRICA NECESARIA — NECESSARY ELECTRIC POWER
KRAFTBEDARF — PUISSANCE ELECTRIQUE NECESSAIRE

230 V - 400 V 50 Hz	SOLLEVAMENTO ELEVACION — HOISTING — HEBEN — LEVAGE	kg 2000	kg 4000
	3 kw 230 V - 50 Hz	6 kw 230 V - 50 Hz	12 kw 400 V - 50 Hz

GX 251

Con riserva di modifiche documento commerciale non vincolante

Derecho de modificaciones reservadas documento commercial no contractual

Subject to change without notice commercial document not legally binding

Anderungen vorbehalten Unverblindiches Vertriebsdokument

Modifications réservées document commercial non contractuel

MONTAGGIO MONTAJE — ERECTION MONTAGE — MONTAGE

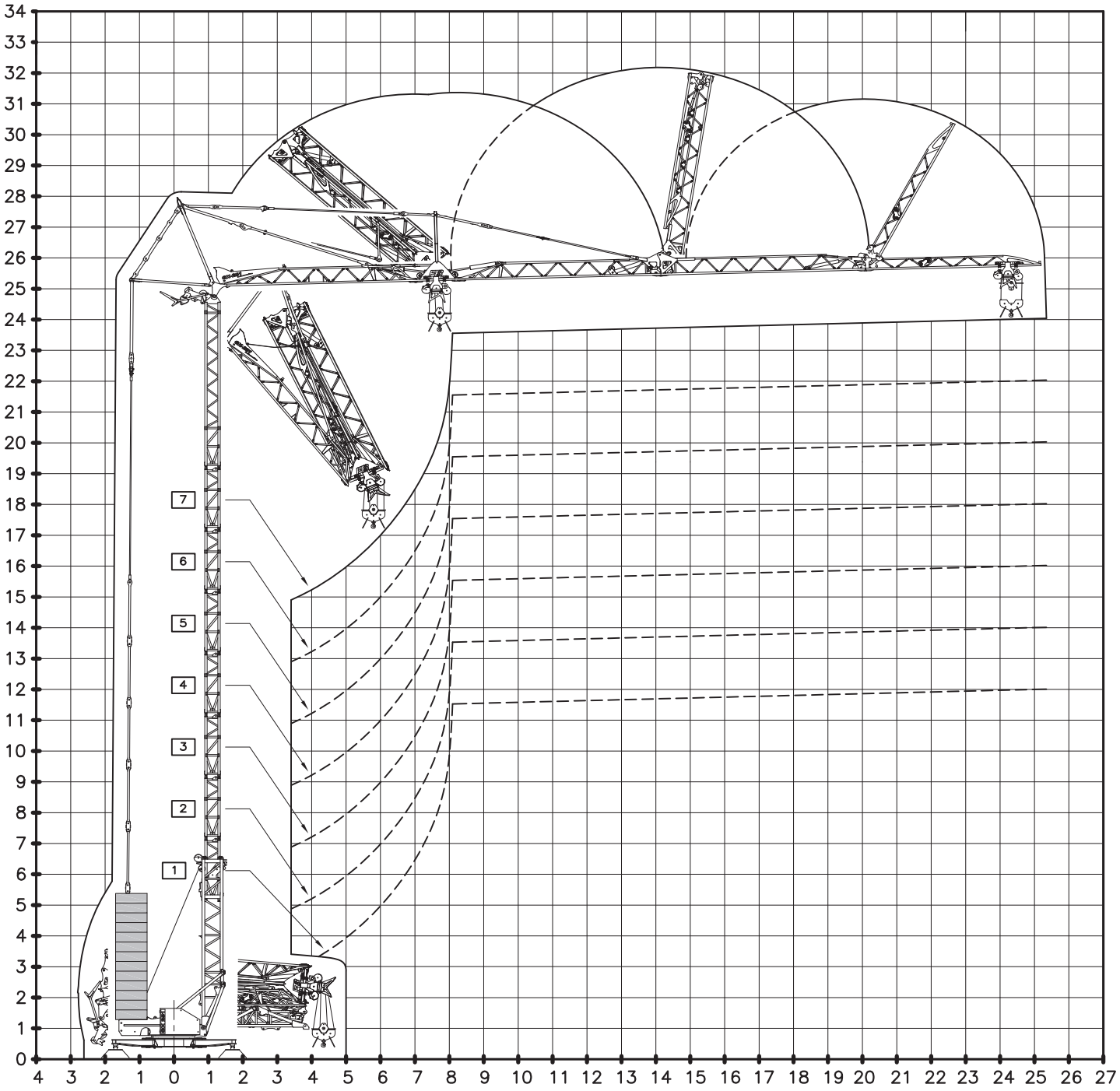

TRASPORTO TRANSPORTE — TRANSPORT TRANSPORT — TRANSPORT

5 km/h

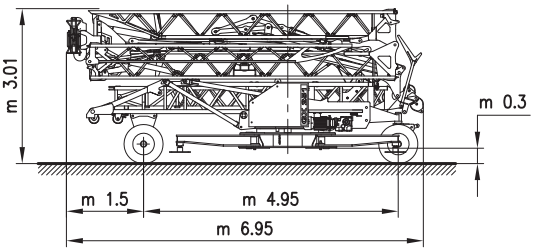

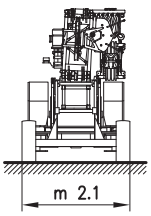

25 km/h

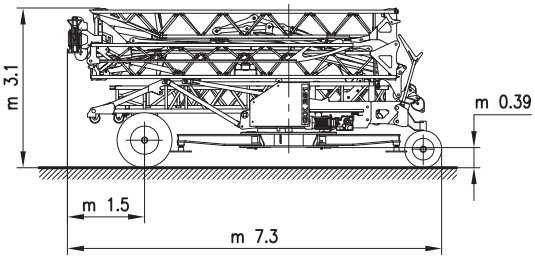

GRU A TORRE

GA 520

GRU AUTOMATICA CON MONTAGGIO IDRAULICO

GA

GA compact

GH city crane

GHS topless

FB F.lli Butti s.r.l.
Via XXV Aprile, 58
23868 Valmadrera (LC)
Tel. 0341.581108 - Fax 0341.200253
E-mail : fbgru@fbgru.it - http://www.fbgru.it

CE

GA 520

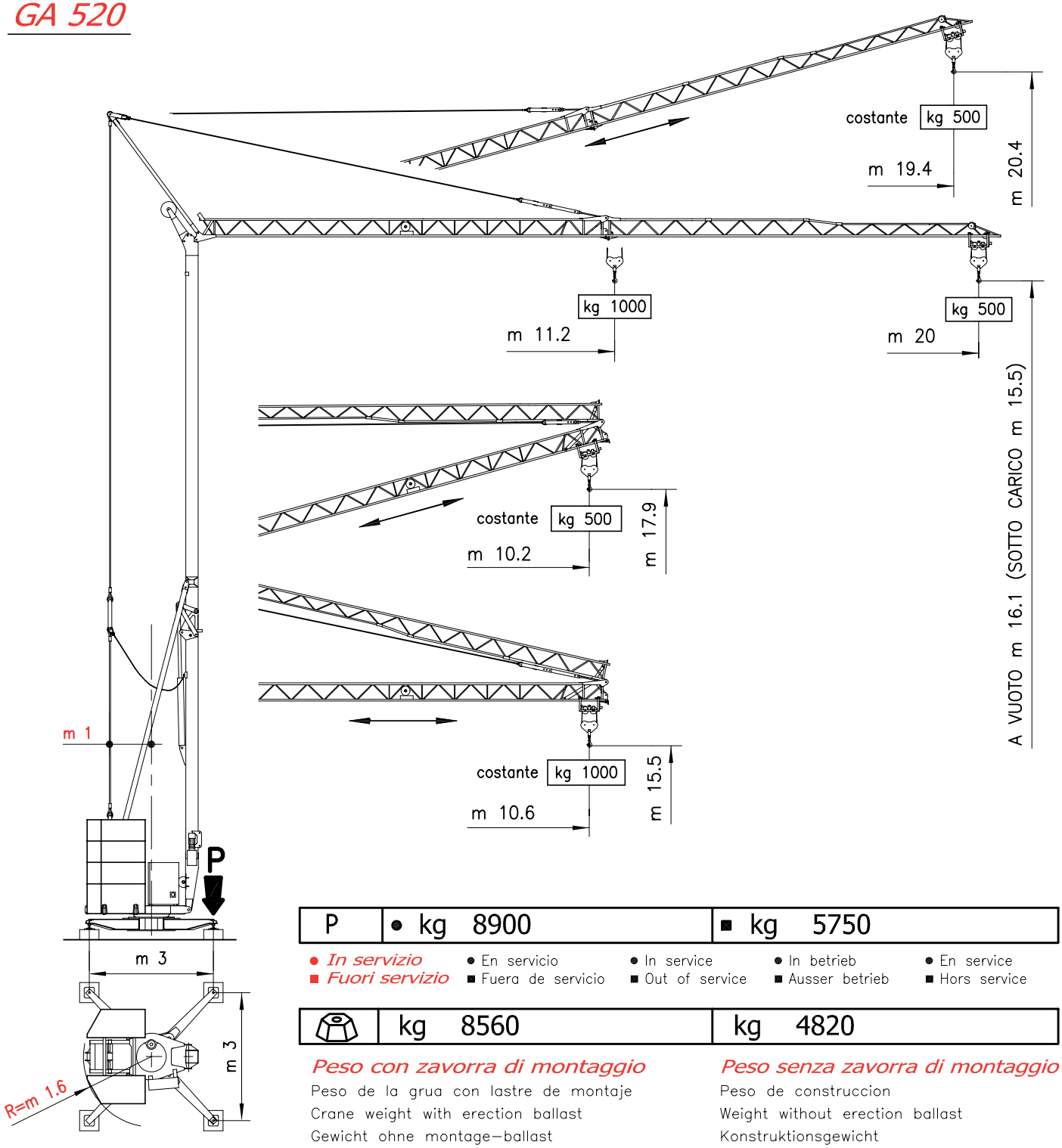

P	● kg 8900	■ kg 5750

● *In servizio* ● En servicio ● In service ● In betrieb ● En service
■ *Fuori servizio* ■ Fuera de servicio ■ Out of service ■ Ausser betrieb ■ Hors service

	kg 8560	kg 4820

Peso con zavorra di montaggio
Peso de la grua con lastre de montaje
Crane weight with erection ballast
Gewicht ohne montage–ballast
Poids avec lest de montage

Peso senza zavorra di montaggio
Peso de construccion
Weight without erection ballast
Konstruktionsgewicht
Poids sans lest de montage

CURVE DI CARICO

CURVAS DE CARGAS — LOAD DIAGRAMS
LASTKURVEN — COURBES DE CHARGES

m	11.2	12	13	14	15	16	17	18	19	20
kg	1000	922	839	768	707	654	608	568	532	500

BRACCIO IMPENNATO
FLECHA IZADA
LUFFING JIB
AUSLEGER IN STEILSTELLUNG
FLÈCHE RELEVÉE

Carrellino distributore
Carrellino distibuidor — Traversing trolley
Verfahrbare laufkatze — Chariot distributeur

kg 500

MECCANISMI

MECANISMOS — MECHANISMS
ANTRIEBE — MÉCANISMES

MOVIMENTO MOVIMIENTO MOVEMENT BEWEGUNG MOUVEMENT	ALIMENTAZIONE ALIMENTACION OPERATING VOLTAGE BETRIEBSSPANNUNG TENSION DE SERVICE	PRESTAZIONI FUNCIONAMIENTOS PERFORMANCES LEISTUNGEN EXÉCUTIONS			POTENZA NECESSARIA POTENCIA NECESARIA POWER REQUIREMENT KRAFTE DARF PUISSANCE NÉCESSAIRE
		▷ m/1' - kg	▷▷ m/1' - kg	▷▷▷ m/1' - kg	
SOLLEVAMENTO ELEVACION — HOISTING HEBEN — LEVAGE INVERTER	230 V 50 Hz	6 ↓↑	14 ↓↑	23 ↓↑	kW 4
		1000	1000	500	
	400 V 50 Hz	6 ↓↑	15 ↓↑	24 ↓↑	
		1000	1000	500	

		▷ m/1'	▷▷ m/1'	
CARRELLO CARRILLO — JIB TROLLEY LAUFKATZE — DISTRIBUTION INVERTER	230/400 V 50 Hz	15	34	kW 1

		▷ g/1'	▷▷ g/1'	
ROTAZIONE ROTACION — SLEWING DREHEN — ORIENTATION INVERTER	230/400 V 50 Hz	0 → 0,3	0,3 → 1	kW 1.5

Conforme alle direttive CEE sul livello acustico 2000/14/CE

Conforme con las directivas CEE sobre el nivel acustico

In compliance with the EEC instructions on noise levell

Gemass EWG–Richtlinien fur den Schall–Leistungspegel

Conforme aux directives CEE sur le niveau acoustique

POTENZA RICHIESTA

POTENCIA-ELECTRICA NECESARIA — NECESSARY ELECTRIC POWER
KRAFTBEDARF — PUISSANCE ELECTRIQUE NECESSAIRE

ALIMENTAZIONE MONO-TRIFASE MONO–TRIFASICA SINGLE PHASE EIN–DREIPHASIGE MONO–TRIPHASE	SOLLEVAMENTO ELEVACION HOISTING HEBEN LEVAGE	kg 1000
TRIFASE TRIFASICA THREE PHASE DREIPHASIGE TRIPHASE	6.5 kw	400 V - 50 Hz
MONOFASE MONOFASICA MONO PHASE EINPHASIGE MONOPHASE	3 kw	230 V - 50 Hz

Con riserva di modifiche

Derecho de modificaciones reservadas

Subject to change without notice

Anderungen vorbehalten

Modifications réservées

MONTAGGIO MONTAJE — ERECTION
MONTAGE — MONTAGE

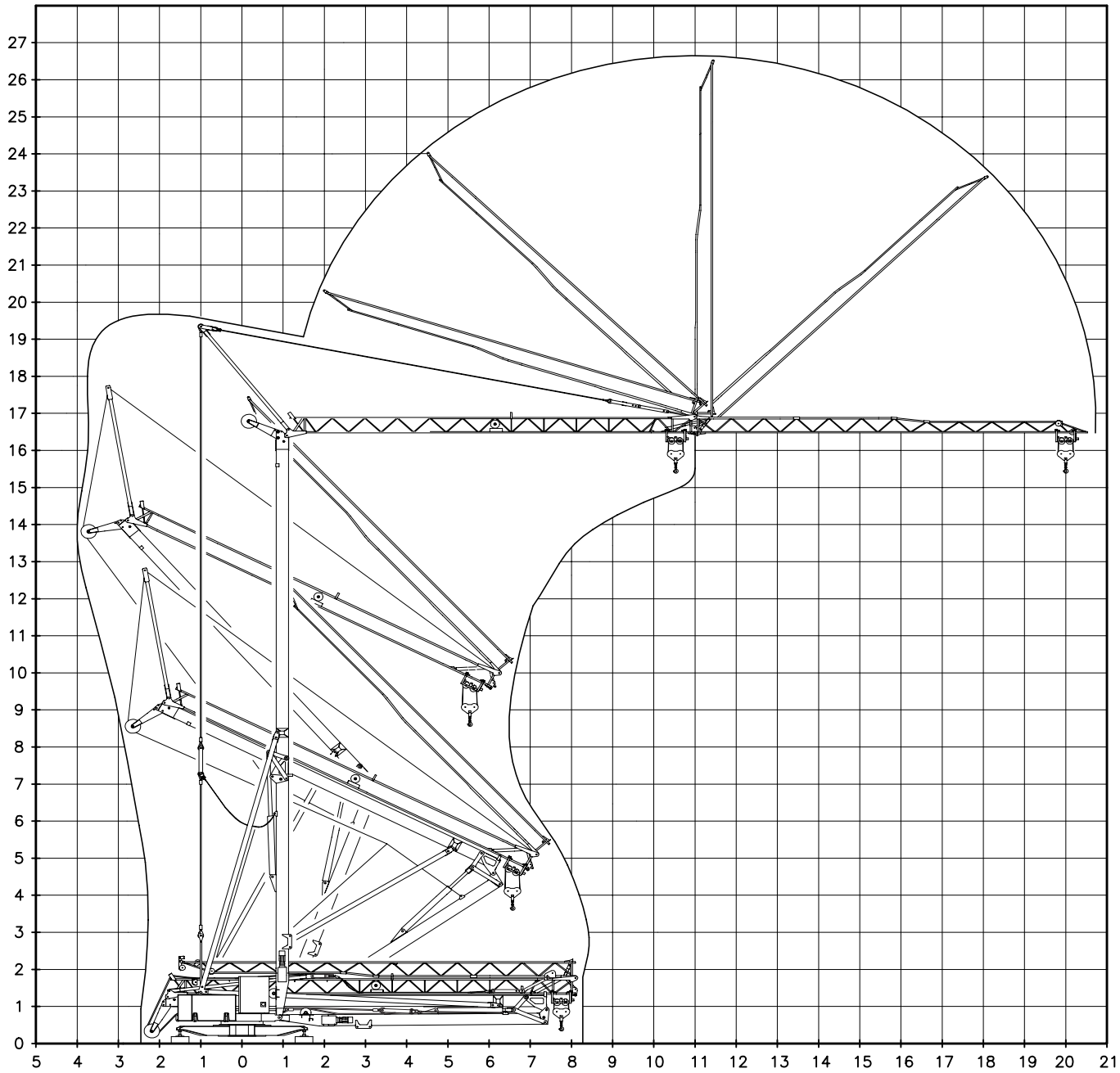

TRASPORTO TRANSPORTE — TRANSPORT
TRANSPORT — TRANSPORT

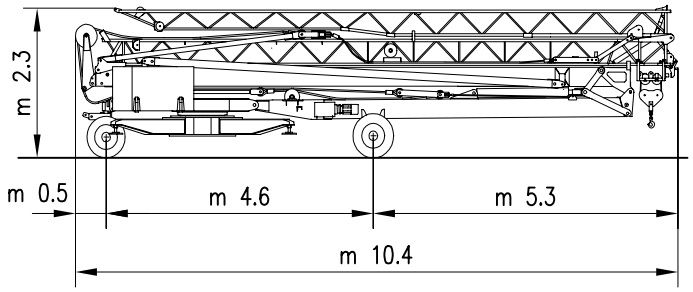

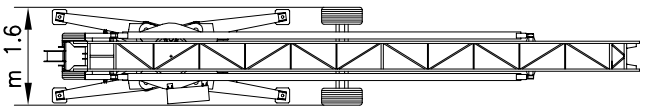

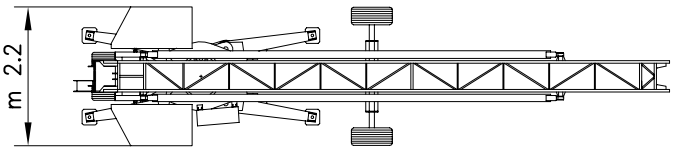

GRUA TORRE

GA 621

GRU AUTOMATICA CON MONTAGGIO IDRAULICO

GA compact

GX

GHS topless

FBGRU

LIFT YOUR GOALS!

FB F.lli Butti s.r.l.
Via XXV Aprile, 58
23868 Valmadrera (LC) - Italia
Tel. 0341.581108 - Fax 0341.200253
E-mail : fbgru@fbgru.it - http://www.fbgru.it

CE

FEM 1.001 - A3
EN 14439 - C25

GA 621

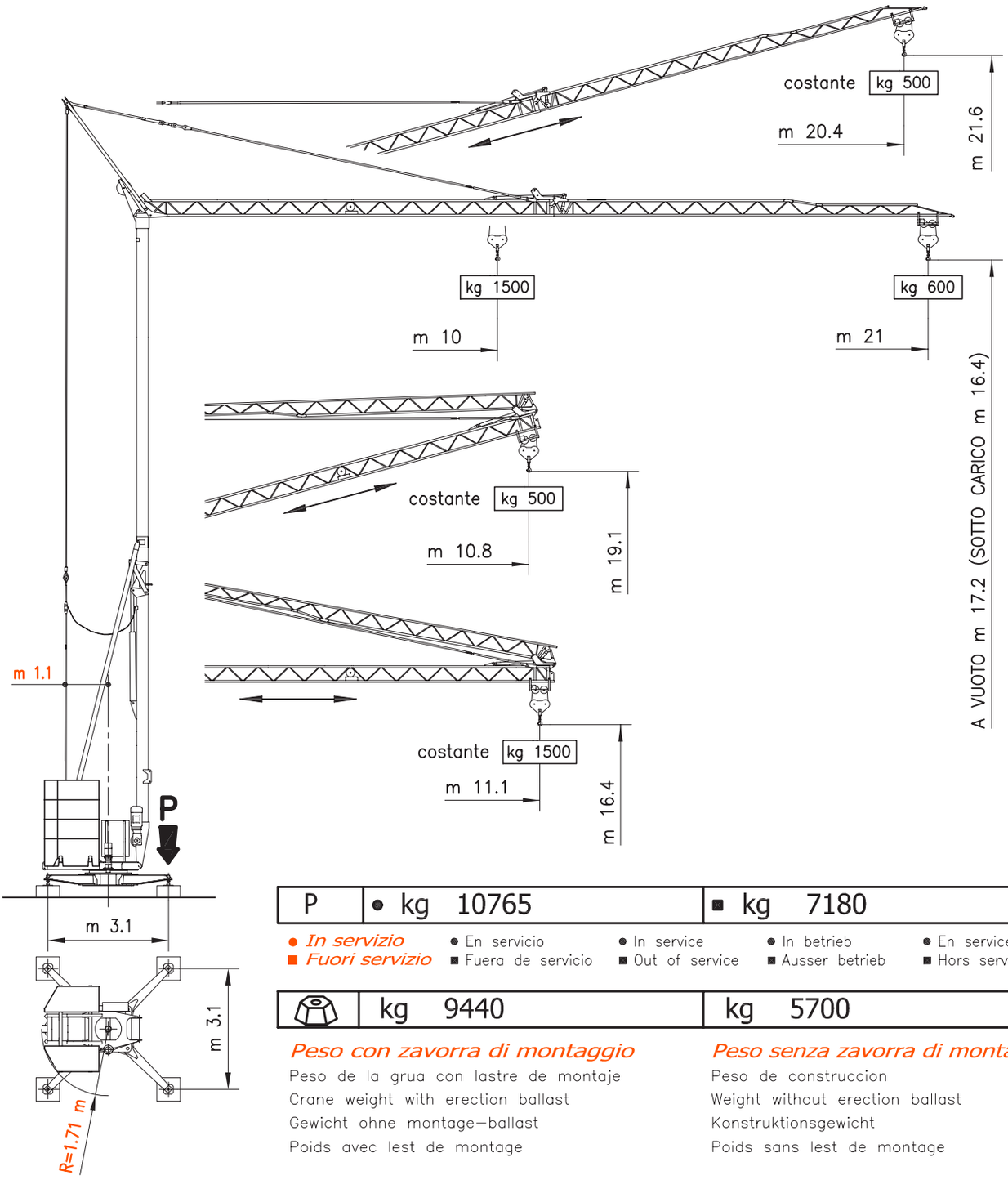

P	● kg 10765	■ kg 7180

● *In servizio* ● En servicio ● In service ● In betrieb ● En service
■ *Fuori servizio* ■ Fuera de servicio ■ Out of service ■ Ausser betrieb ■ Hors service

	kg 9440	kg 5700

Peso con zavorra di montaggio
Peso de la grua con lastre de montaje
Crane weight with erection ballast
Gewicht ohne montage–ballast
Poids avec lest de montage

Peso senza zavorra di montaggio
Peso de construccion
Weight without erection ballast
Konstruktionsgewicht
Poids sans lest de montage

CURVE DI CARICO

CURVAS DE CARGAS — LOAD DIAGRAMS
LASTKURVEN — COURBES DE CHARGES

m	10	11	12	13	14	15	16	17	18	19	20	21
kg	1500	1340	1210	1100	1009	930	861	801	748	701	659	600

BRACCIO IMPENNATO
FLECHA IZADA
LUFFING JIB
AUSLEGER IN STEILSTELLUNG
FLÈCHE RELEVÉE

Carrellino distributore
Carrellino distibuidor — Traversing trolley
Verfahrbare laufkatze — Chariot distributeur

kg 500

MECCANISMI

MECANISMOS — MECHANISMS
ANTRIEBE — MÉCANISMES

MOVIMENTO MOVIMIENTO MOVEMENT BEWEGUNG MOUVEMENT	ALIMENTAZIONE ALIMENTACION OPERATING VOLTAGE BETRIEBSSPANNUNG TENSION DE SERVICE	PRESTAZIONI FUNCIONAMIENTOS PERFORMANCES LEISTUNGEN EXÉCUTIONS					POTENZA NECESSARIA POTENCIA NECESARIA POWER REQUIREMENT KRAFTE DARF PUISSANCE NÉCESSAIRE
		▷ m/1' - kg		▷▷ m/1' - kg		▷▷▷ m/1' - kg	
SOLLEVAMENTO ELEVACION — HOISTING HEBEN — LEVAGE INVERTER	230 V 50 Hz	7 ↑	9 ↓	12 ↑	14 ↓	23 ↑	24 ↓	kW 4
		1500		1500		600	
	400 V 50 Hz	7 ↑	9 ↓	17 ↑	19 ↓	32 ↑	34 ↓
		1500		1500		600	

		▷ m/1'	▷▷ m/1'	
CARRELLO CARRILLO — JIB TROLLEY LAUFKATZE — DISTRIBUTION INVERTER	230/400 V 50 Hz	15	34	kW 1

		▷ g/1'	▷▷ g/1'	
ROTAZIONE ROTACION — SLEWING DREHEN — ORIENTATION INVERTER	230/400 V 50 Hz	0 → 0.2	0.2 → 0.86	kW 1.5

Conforme alle direttive CEE sul livello acustico 2000/14/CE

Conforme con las directivas CEE sobre el nivel acustico

In compliance with the EEC instructions on noise levell

Gemass EWG–Richtlinien fur den Schall–Leistungspegel

Conforme aux directives CEE sur le niveau acoustique

POTENZA RICHIESTA

POTENCIA-ELECTRICA NECESARIA — NECESSARY ELECTRIC POWER
KRAFTBEDARF — PUISSANCE ELECTRIQUE NECESSAIRE

ALIMENTAZIONE MONO-TRIFASE MONO–TRIFASICA SINGLE PHASE EIN–DREIPHASIGE MONO–TRIPHASE	SOLLEVAMENTO ELEVACION HOISTING HEBEN LEVAGE	kg 1500
TRIFASE TRIFASICA THREE PHASE DREIPHASIGE TRIPHASE	6.5 kw	400 V - 50 Hz
MONOFASE MONOFASICA MONO PHASE EINPHASIGE MONOPHASE	3 kw	230 V - 50 Hz

Con riserva di modifiche

Derecho de modificaciones reservadas

Subject to change without notice

Anderungen vorbehalten

Modifications réservées

MONTAGGIO MONTAJE — ERECTION
MONTAGE — MONTAGE

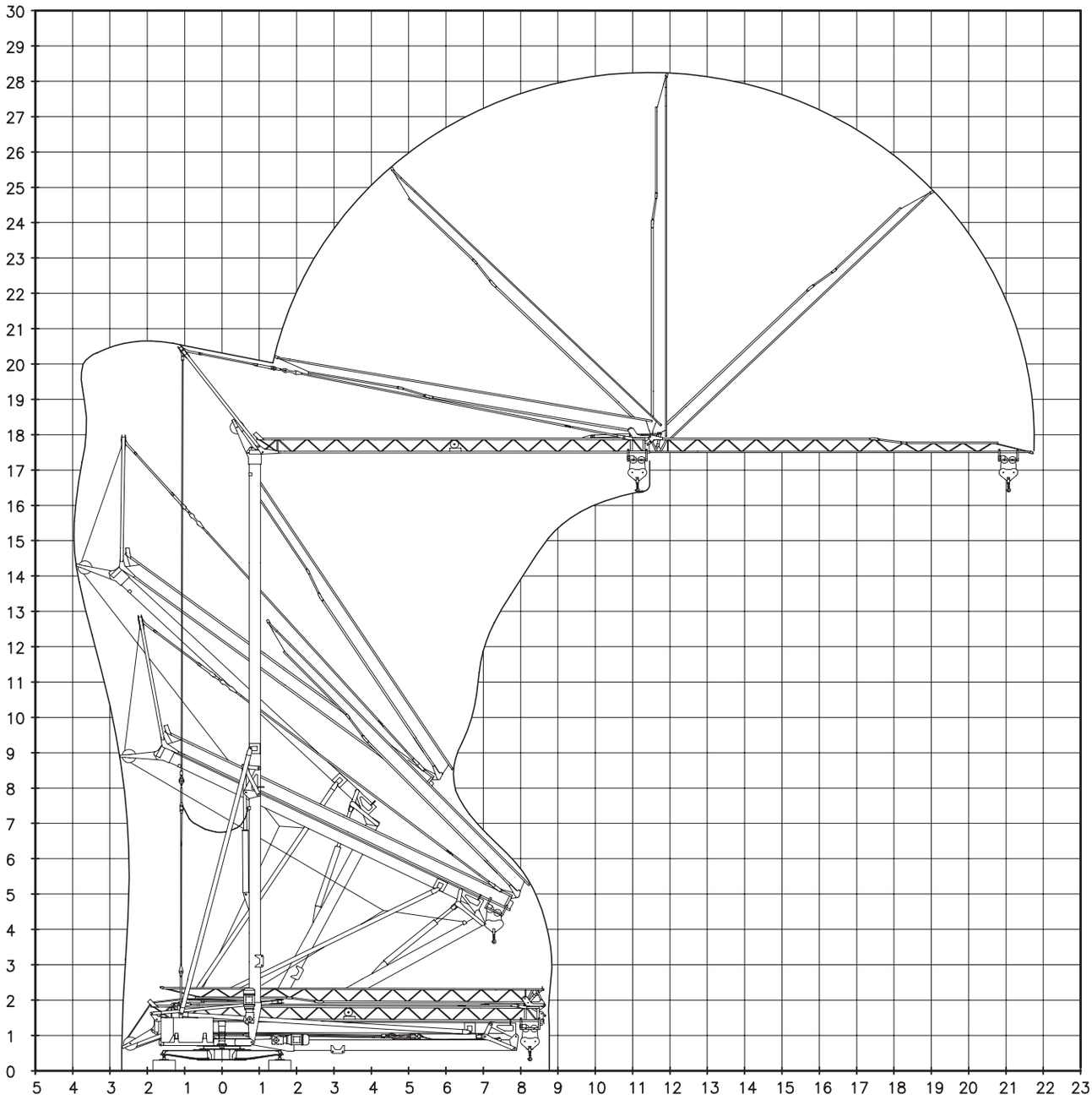

TRASPORTO TRANSPORTE — TRANSPORT
TRANSPORT — TRANSPORT

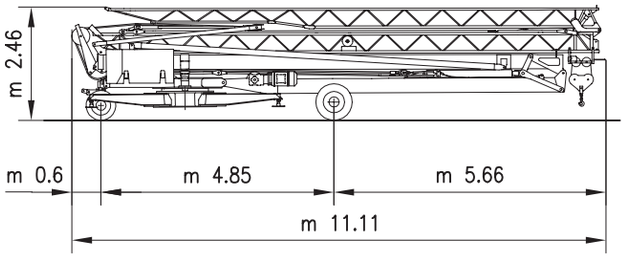

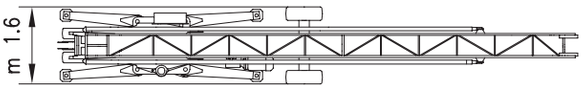

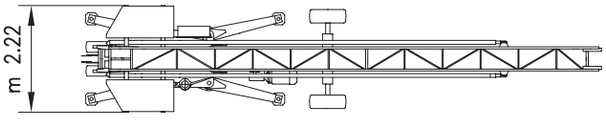

GRUA TORRE

GA 724 | 2000

GRU AUTOMATICA CON MONTAGGIO IDRAULICO

GA compact

GX

GHS topless

FBGRU

LIFT YOUR GOALS!

FB F.lli Butti s.r.l.
Via XXV Aprile, 58
23868 Valmadrera (LC) - Italia
Tel. 0341.581108 - Fax 0341.200253
E-mail : fbgru@fbgru.it - http://www.fbgru.it

CE

FEM 1.001 - A3
EN 14439 - C25

GA 724 - 2000

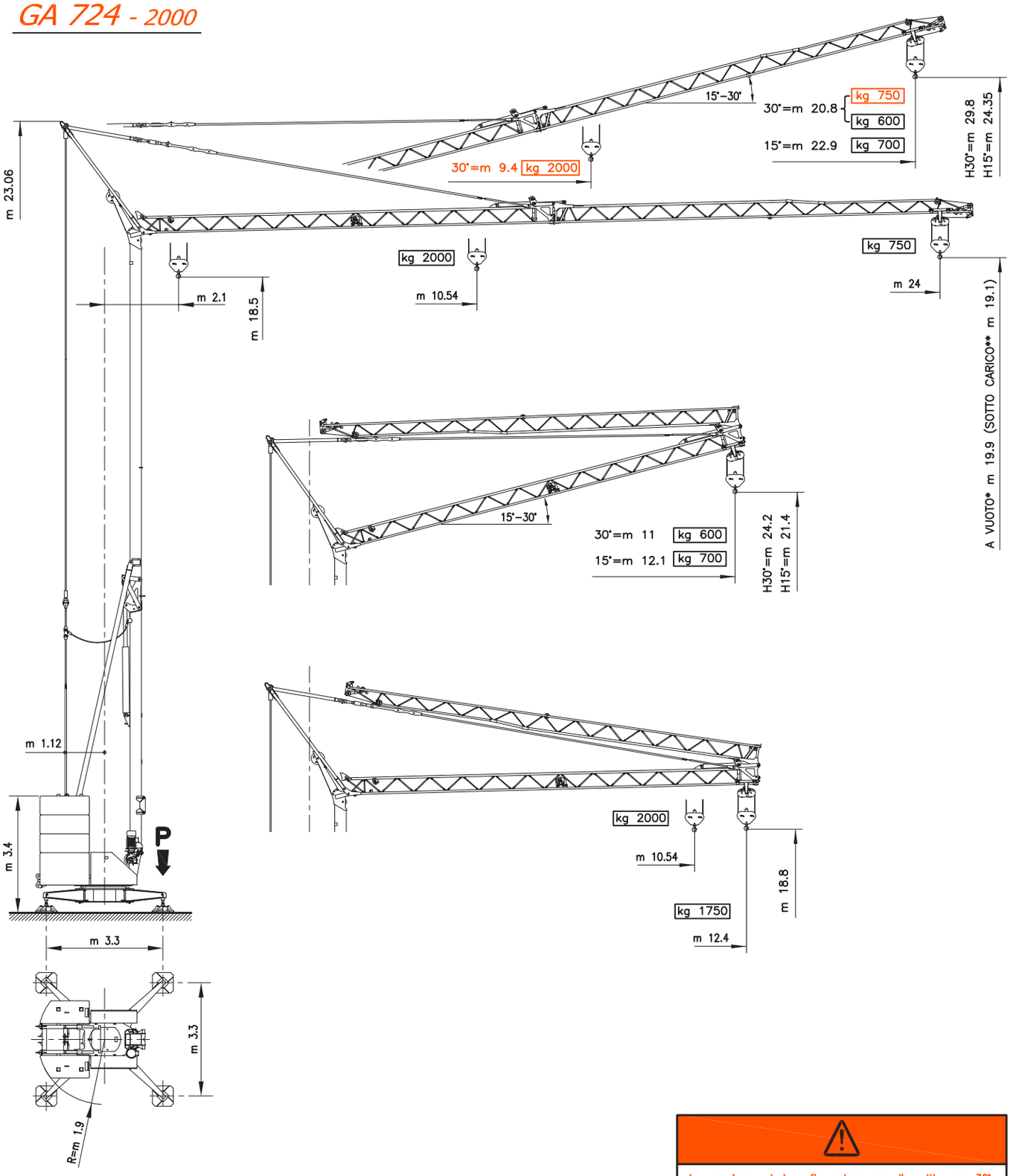

* SIN CARGA
OFF–LOAD
UNBELASTET
A VIDE

** CARGADO
LOADED
BELASTET
EN CHARGE

In arancione valori configurazione con dispositivo per 30°
En valores de configuracion naranja con dispositivo para 30°
In orange, configuration values with device for 30°
In orange, Konfigurationswerte mit Einrichtung fur 30°
En rouge le valeurs de configuration avec dispositif pour 30°

P	
kg 13050	kg 10500
In servizio	*Fuori servizio*
En servicio	Fuera de servicio
In service	Out of service
In betrieb	Außer betrieb
En service	Hors service

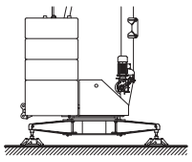

N° 6x1519
N° 2x2620
kg 22004

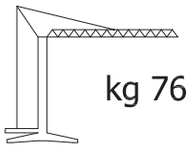

kg 7650

MECCANISMI

MECANISMOS — MECHANISMS
ANTRIEBE — MÉCANISMES

MOVIMENTO MOVIMIENTO MOVEMENT BEWEGUNG MOUVEMENT	ALIMENTAZIONE ALIMENTACION OPERATING VOLTAGE BETRIEBSSPANNUNG TENSION DE SERVICE	PRESTAZIONI FUNCIONAMIENTOS PERFORMANCES LEISTUNGEN EXÉCUTIONS	

			1ª m/1' - kg	2ª m/1' - kg	3ª m/1' - kg	4ª m/1' - kg	
SOLLEVAMENTO ELEVACION — HOISTING HEBEN — LEVAGE INVERTER	230 - 400 V 50 Hz	230 V	4	12	20		kW 9.2
			2000	2000	750		
		400 V	4	24	37	46	
			2000	2000	750	600	

		1ª m/1'	2ª m/1'	3ª m/1'	
CARRELLO CARRILLO — JIB TROLLEY LAUFKATZE — DISTRIBUTION INVERTER	230 - 400 V 50 Hz	19	30	54	kW 2.2

		1ª g/1'	2ª g/1'	3ª g/1'	
ROTAZIONE ROTACION — SLEWING DREHEN — ORIENTATION INVERTER	230 - 400 V 50 Hz	0 → 0.15	0.15 → 0.60	0.60 → 0.85	kW 2.2

Conforme alle direttive CEE sul livello acustico 2000/14/CE

Conforme con las directivas CEE sobre el nivel acustico

In compliance with the EEC instructions on noise levell

Gemass EWG–Richtlinien fur den Schall–Leistungspegel

Conforme aux directives CEE sur le niveau acoustique

CURVE DI CARICO

CURVAS DE CARGAS — LOAD DIAGRAMS
LASTKURVEN — COURBES DE CHARGES

V24

1.5°	m	2.1	5	10.5	11	12	13	15	17	19	21	22	23	24
	kg	2000			1907	1720	1565	1321	1138	996	883	834	790	750

15°	m	2.1	5	7	9	11	13	15	17	19	20	21	22	22.9
	kg	700												

30°	m	2.1	5	7	9	11	13	15	16	17	18	19	20	20.8
	kg	600												

30°	m	2.1	5	7	9.4	11	13	15	16	17	18	19	20	20.8
	kg	2000				1790	1462	1229	1055	919	863	811	765	750

POTENZA RICHIESTA

POTENCIA-ELECTRICA NECESARIA — NECESSARY ELECTRIC POWER
KRAFTBEDARF — PUISSANCE ELECTRIQUE NECESSAIRE

	3 kW 230 V - 50 Hz	12 kW 400 V - 50 Hz

Con riserva di modifiche documento commerciale non vincolante

Derecho de modificaciones reservadas documento commercial no contractual

Subject to change without notice commercial document not legally binding

Anderungen vorbehalten Unverblindiches Vertriebsdokument

Modifications réservées document commercial non contractuel

Rev. 0010418-724-2000

TRASPORTO TRANSPORTE — TRANSPORT
TRANSPORT — TRANSPORT

5
km/h

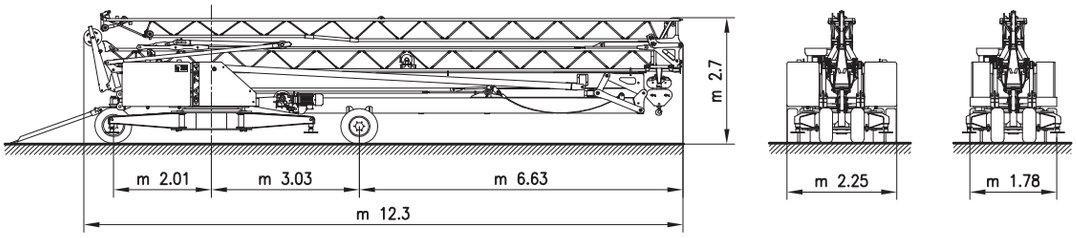

FB25K2

25
km/h

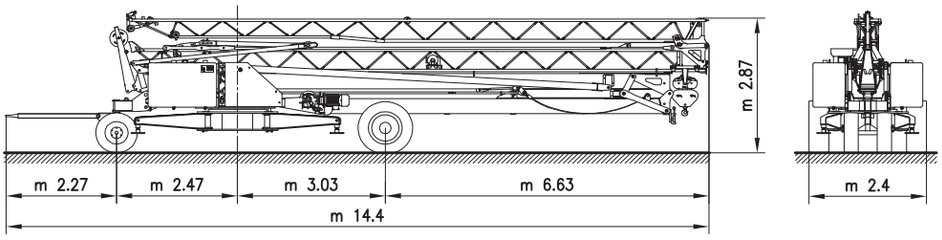

MONTAGGIO MONTAJE — ERECTION
MONTAGE — MONTAGE

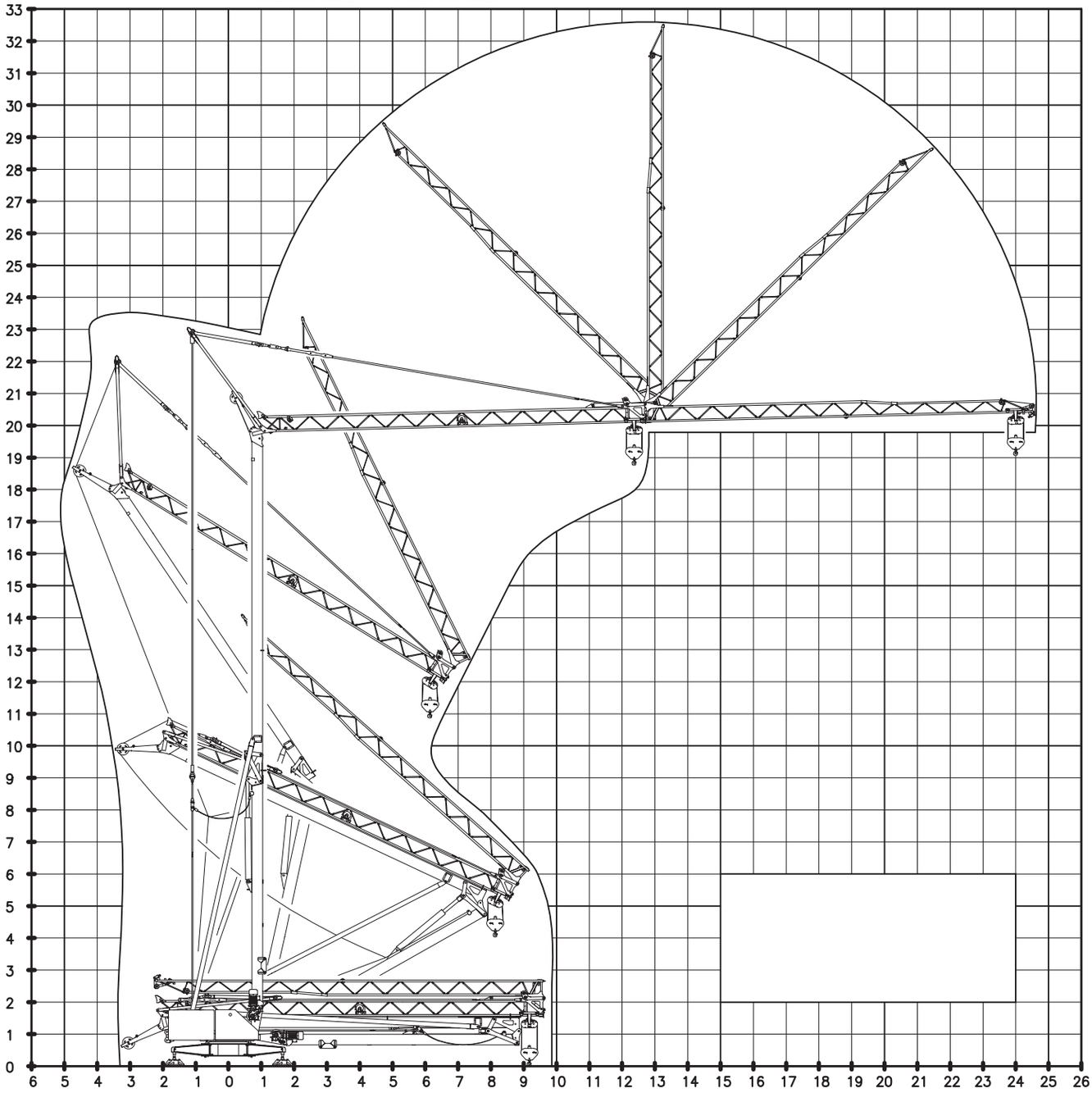

GRU A TORRE

GA 727 | 2500

GRU AUTOMATICA CON MONTAGGIO IDRAULICO

GA compact

GX

GHS topless

FBGRU

LIFT YOUR GOALS!

FB F.lli Butti s.r.l.
Via XXV Aprile, 58
23868 Valmadrera (LC) - Italia
Tel. 0341.581108 - Fax 0341.200253
E-mail : fbgru@fbgru.it - http://www.fbgru.it

CE

FEM 1.001 - A3
EN 14439 - C25

GA 727 - 2500

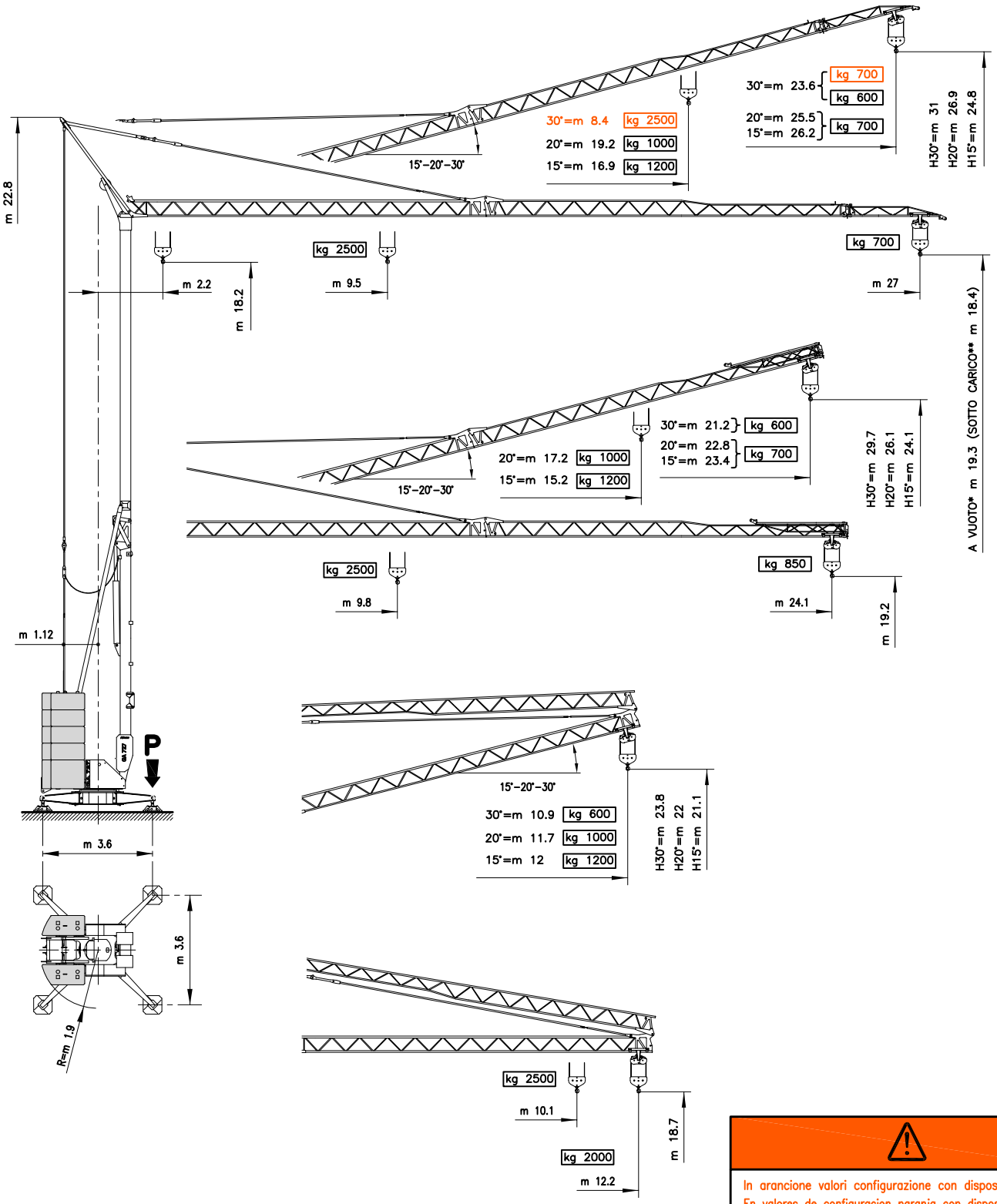

* SIN CARGA
OFF-LOAD
UNBELASTET
A VIDE

** CARGADO
LOADED
BELASTET
EN CHARGE

In arancione valori configurazione con dispositivo per 30°
En valores de configuracion naranja con dispositivo para 30°
In orange, configuration values with device for 30°
In orange, Konfigurationswerte mit Einrichtung fur 30°
En rouge le valeurs de configuration avec dispositif pour 30°

P	
kg 15900	kg 13150
In servizio	*Fuori servizio*
En servicio	Fuera de servicio
In service	Out of service
In betrieb	Außer betrieb
En service	Hors service

A N° 8x1519 N° 2x2620 kg 25902	B N° 6x1500 N° 2x2620 kg 22750	kg 8510

MECCANISMI

MECANISMOS — MECHANISMS
ANTRIEBE — MÉCANISMES

MOVIMENTO MOVIMIENTO MOVEMENT BEWEGUNG MOUVEMENT	ALIMENTAZIONE ALIMENTACION OPERATING VOLTAGE BETRIEBSSPANNUNG TENSION DE SERVICE	PRESTAZIONI FUNCIONAMIENTOS PERFORMANCES LEISTUNGEN EXÉCUTIONS	

			1ª m/1' - kg	2ª m/1' - kg	3ª m/1' - kg	4ª m/1' - kg	
SOLLEVAMENTO ELEVACION — HOISTING HEBEN — LEVAGE INVERTER	230 V 50 Hz	3 kW	3.2 ↑ / 6 ↓	8 ↑ / 11 ↓	19 ↑ / 20 ↓		kW 9.2
			2500	2500	700		
		6 kW	3.2 ↑ / 6 ↓	8 ↑ / 11 ↓	30 ↑ / 32 ↓		
			2500	2500	700		
	400 V 50 Hz		3.2 ↑ / 6 ↓	21 ↑ / 25 ↓	39 ↑ / 42 ↓	46 ↑ / 50 ↓	
			2500	2500	700	600	

		1ª m/1'	2ª m/1'	3ª m/1'	
CARRELLO CARRILLO — JIB TROLLEY LAUFKATZE — DISTRIBUTION INVERTER	230 - 400 V 50 Hz	15	23	41	kW 2.2

		1ª g/1'	2ª g/1'	3ª g/1'	
ROTAZIONE ROTACION — SLEWING DREHEN — ORIENTATION INVERTER	230 - 400 V 50 Hz	0 → 0.19	0.19 → 0.47	0.47 → 0.87	kW 2.2

Conforme alle direttive CEE sul livello acustico 2000/14/CE

Conforme con las directivas CEE sobre el nivel acustico

In compliance with the EEC instructions on noise levell

Gemass EWG–Richtlinien fur den Schall–Leistungspegel

Conforme aux directives CEE sur le niveau acoustique

CURVE DI CARICO

CURVAS DE CARGAS — LOAD DIAGRAMS
LASTKURVEN — COURBES DE CHARGES

V27

	m	2.2	5	9.5	11	13	15	17	19	21	23	24.1	25	27
2.5°	kg	2500			2085	1707	1438	1237	1082	957	856	808	771	700

	m	2.2	5	8	11	13	15	16.9	19	21	23	24	25	26.2
15°	kg	1200							1043	923	825	778	743	700

	m	2.2	5	8	11	13	15	17	19.2	21	23	24	25	25.5
20°	kg	1000								893	797	756	718	700

	m	2.2	5	7	9	11	13	15	17	19	20	21	22	23.6
30°	kg	600												

	m	2.2	5	7	8.4	11	13	15	17	19	20	21	22	23.6
30°	kg	2500				1790	1462	1229	1055	919	863	811	765	700

POTENZA RICHIESTA

POTENCIA-ELECTRICA NECESARIA — NECESSARY ELECTRIC POWER
KRAFTBEDARF — PUISSANCE ELECTRIQUE NECESSAIRE

	3 kW 230 V - 50 Hz	6 kW 230 V - 50 Hz	12 kW 400 V - 50 Hz

Rev. 0021020-727-2500

TRASPORTO TRANSPORTE — TRANSPORT
TRANSPORT — TRANSPORT

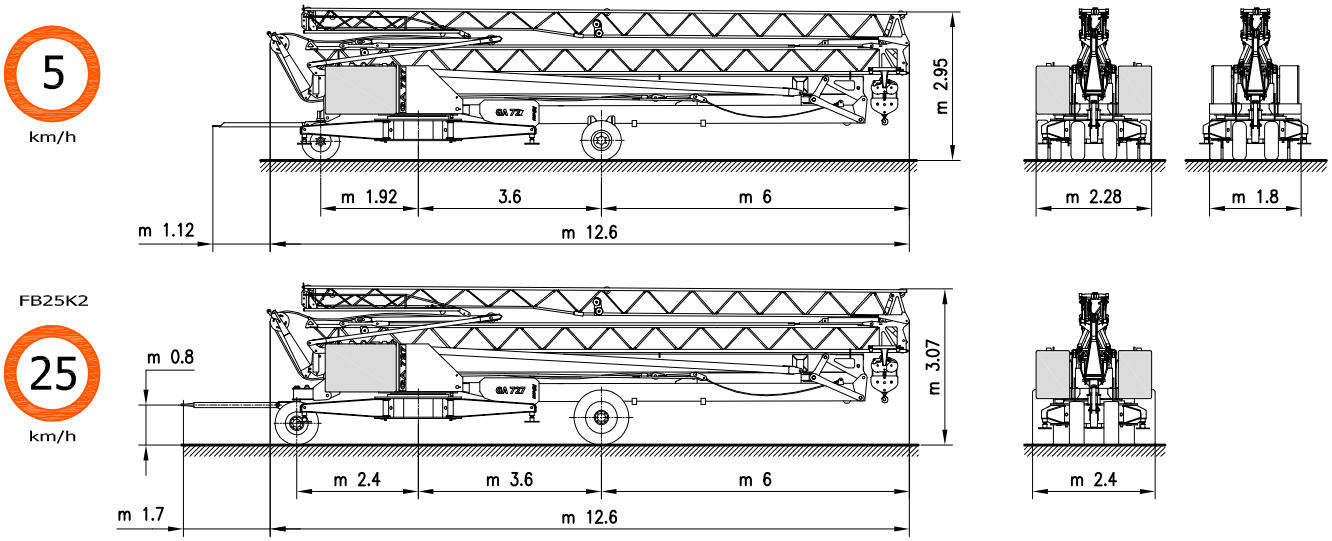

MONTAGGIO MONTAJE — ERECTION
MONTAGE — MONTAGE

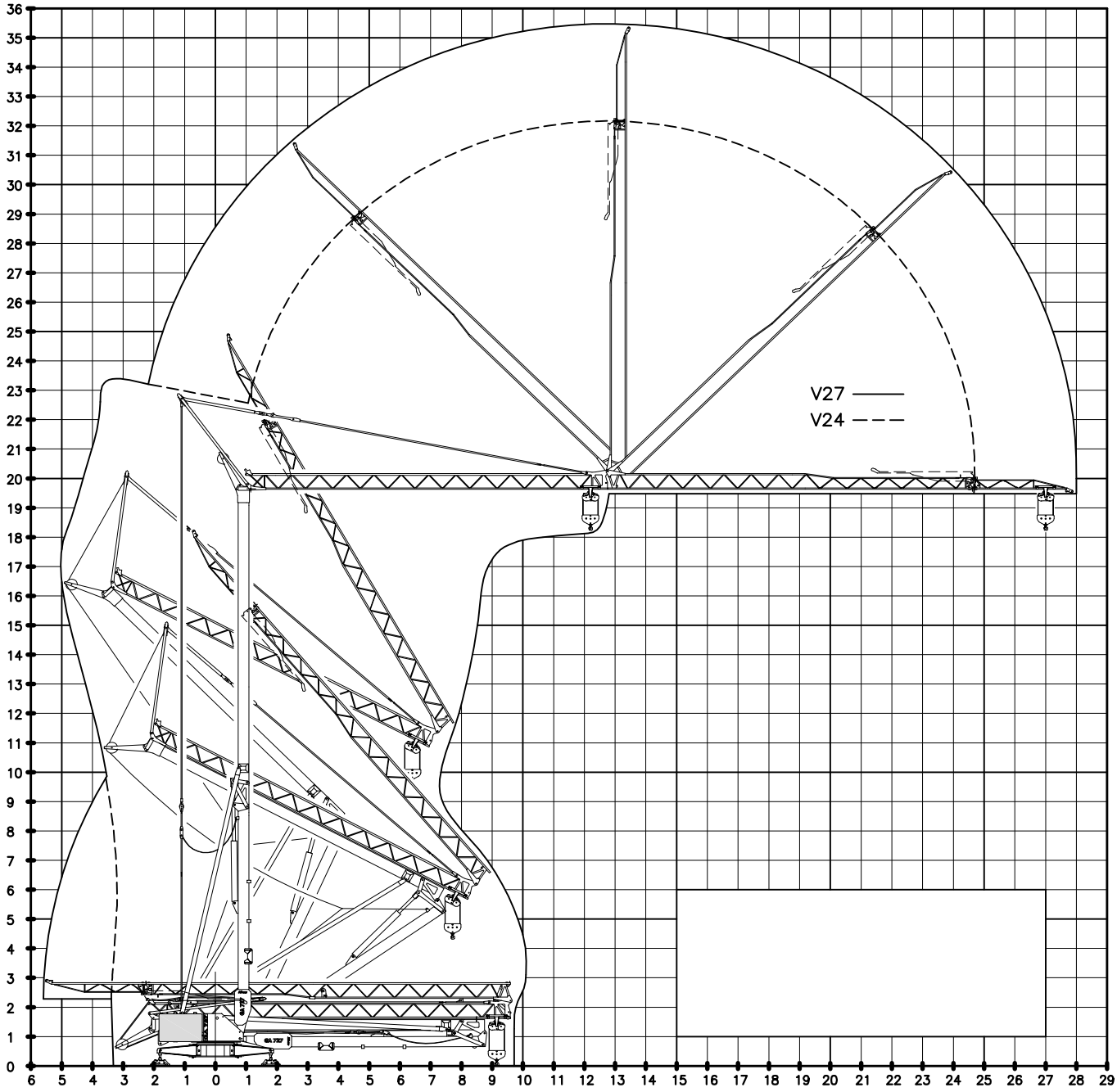

GRUA TORRE

GA 727D80 | 2500

GRU AUTOMATICA CON MONTAGGIO IDRAULICO

GA compact

GX

GHS topless

FBGRU

LIFT YOUR GOALS!

FB F.lli Butti s.r.l.
Via XXV Aprile, 58
23868 Valmadrera (LC) - Italia
Tel. 0341.581108 - Fax 0341.200253
E-mail : fbgru@fbgru.it - http://www.fbgru.it

CE

FEM 1.001 - A3
EN 14439 - C25

GA 727D80 - 2500

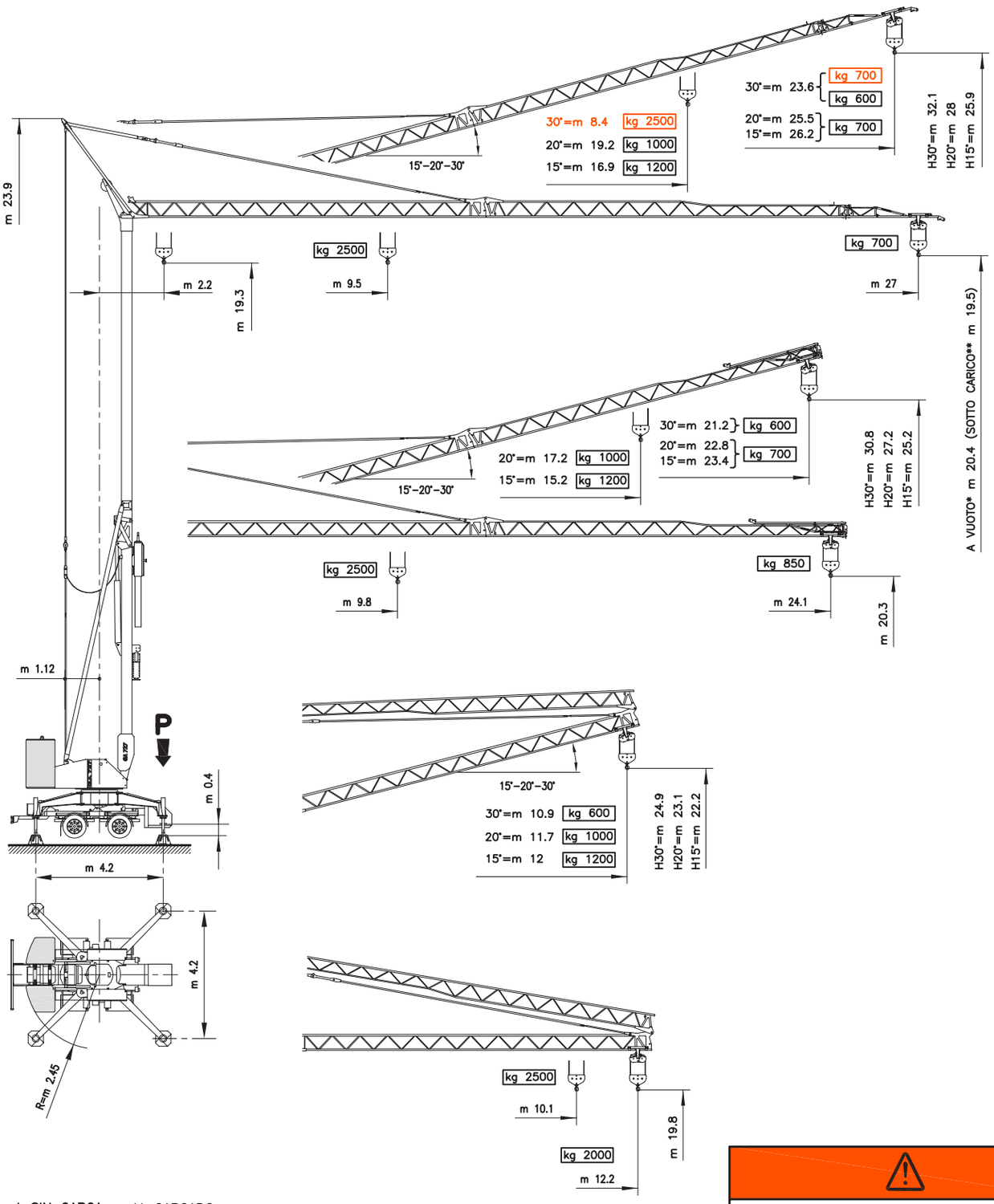

* SIN CARGA
OFF-LOAD
UNBELASTET
A VIDE

** CARGADO
LOADED
BELASTET
EN CHARGE

In arancione valori configurazione con dispositivo per 30°
En valores de configuracion naranja con dispositivo para 30°
In orange, configuration values with device for 30°
In orange, Konfigurationswerte mit Einrichtung fur 30°
En rouge le valeurs de configuration avec dispositif pour 30°

P	
kg 14780	kg 14380
In servizio	*Fuori servizio*
En servicio	Fuera de servicio
In service	Out of service
In betrieb	Außer betrieb
En service	Hors service

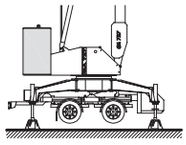

N° 2x4100
kg 21000

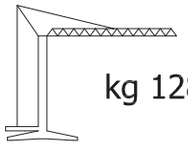

kg 12800

MECCANISMI

MECANISMOS — MECHANISMS
ANTRIEBE — MÉCANISMES

MOVIMENTO MOVIMIENTO MOVEMENT BEWEGUNG MOUVEMENT	ALIMENTAZIONE ALIMENTACION OPERATING VOLTAGE BETRIEBSSPANNUNG TENSION DE SERVICE	PRESTAZIONI FUNCIONAMIENTOS PERFORMANCES LEISTUNGEN EXÉCUTIONS	

			1ª m/1' - kg	2ª m/1' - kg	3ª m/1' - kg	4ª m/1' - kg	
SOLLEVAMENTO ELEVACION — HOISTING HEBEN — LEVAGE INVERTER	230 V 50 Hz	3 kW	3.2 ↑ 6 ↓	8 ↑ 11 ↓	19 ↑ 20 ↓		kW 9.2
			2500	2500	700		
		6 kW	3.2 ↑ 6 ↓	8 ↑ 11 ↓	30 ↑ 32 ↓		
			2500	2500	700		
	400 V 50 Hz		3.2 ↑ 6 ↓	21 ↑ 25 ↓	39 ↑ 42 ↓	46 ↑ 50 ↓	
			2500	2500	700	600	

		1ª m/1'	2ª m/1'	3ª m/1'	
CARRELLO CARRILLO — JIB TROLLEY LAUFKATZE — DISTRIBUTION INVERTER	230 - 400 V 50 Hz	15	23	41	kW 2.2

		1ª g/1'	2ª g/1'	3ª g/1'	
ROTAZIONE ROTACION — SLEWING DREHEN — ORIENTATION INVERTER	230 - 400 V 50 Hz	0 → 0.19	0.19 → 0.47	0.47 → 0.87	kW 2.2

Conforme alle direttive CEE sul livello acustico 2000/14/CE

Conforme con las directivas CEE sobre el nivel acustico

In compliance with the EEC instructions on noise levell

Gemass EWG–Richtlinien fur den Schall–Leistungspegel

Conforme aux directives CEE sur le niveau acoustique

CURVE DI CARICO

CURVAS DE CARGAS — LOAD DIAGRAMS
LASTKURVEN — COURBES DE CHARGES

V27

2.5°	m	2.2	5	9.5	11	13	15	17	19	21	23	24.1	25	27
	kg	2500			2085	1707	1438	1237	1082	957	856	808	771	700

15°	m	2.2	5	8	11	13	15	16.9	19	21	23	24	25	26.2
	kg	1200							1043	923	825	778	743	700

20°	m	2.2	5	8	11	13	15	17	19.2	21	23	24	25	25.5
	kg	1000								893	797	756	718	700

30°	m	2.2	5	7	9	11	13	15	17	19	20	21	22	23.6
	kg	600												

30°	m	2.2	5	7	8.4	11	13	15	17	19	20	21	22	23.6
	kg	2500				1790	1462	1229	1055	919	863	811	765	700

POTENZA RICHIESTA

POTENCIA-ELECTRICA NECESARIA — NECESSARY ELECTRIC POWER
KRAFTBEDARF — PUISSANCE ELECTRIQUE NECESSAIRE

	3 kW 230 V - 50 Hz	6 kW 230 V - 50 Hz	12 kW 400 V - 50 Hz

GA 727D80 - 2500

Con riserva di modifiche documento commerciale non vincolante

Derecho de modificaciones reservadas documento commercial no contractual

Subject to change without notice commercial document not legally binding

Anderungen vorbehalten Unverblindiches Vertriebsdokument

Modifications réservées document commercial non contractuel

Rev. 0080417-727D80-2500

TRASPORTO TRANSPORTE — TRANSPORT
TRANSPORT — TRANSPORT

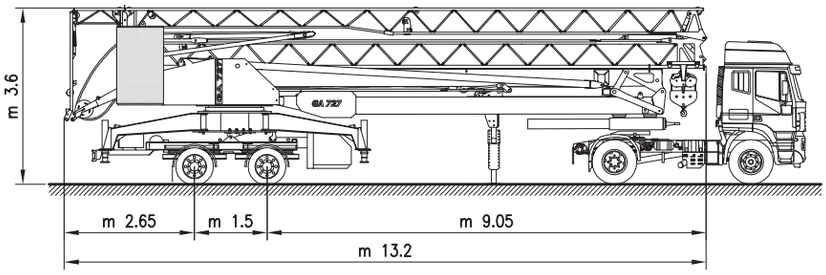

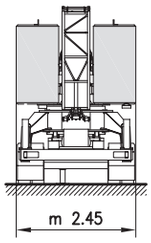

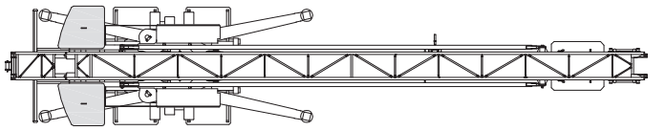

MONTAGGIO MONTAJE — ERECTION
MONTAGE — MONTAGE

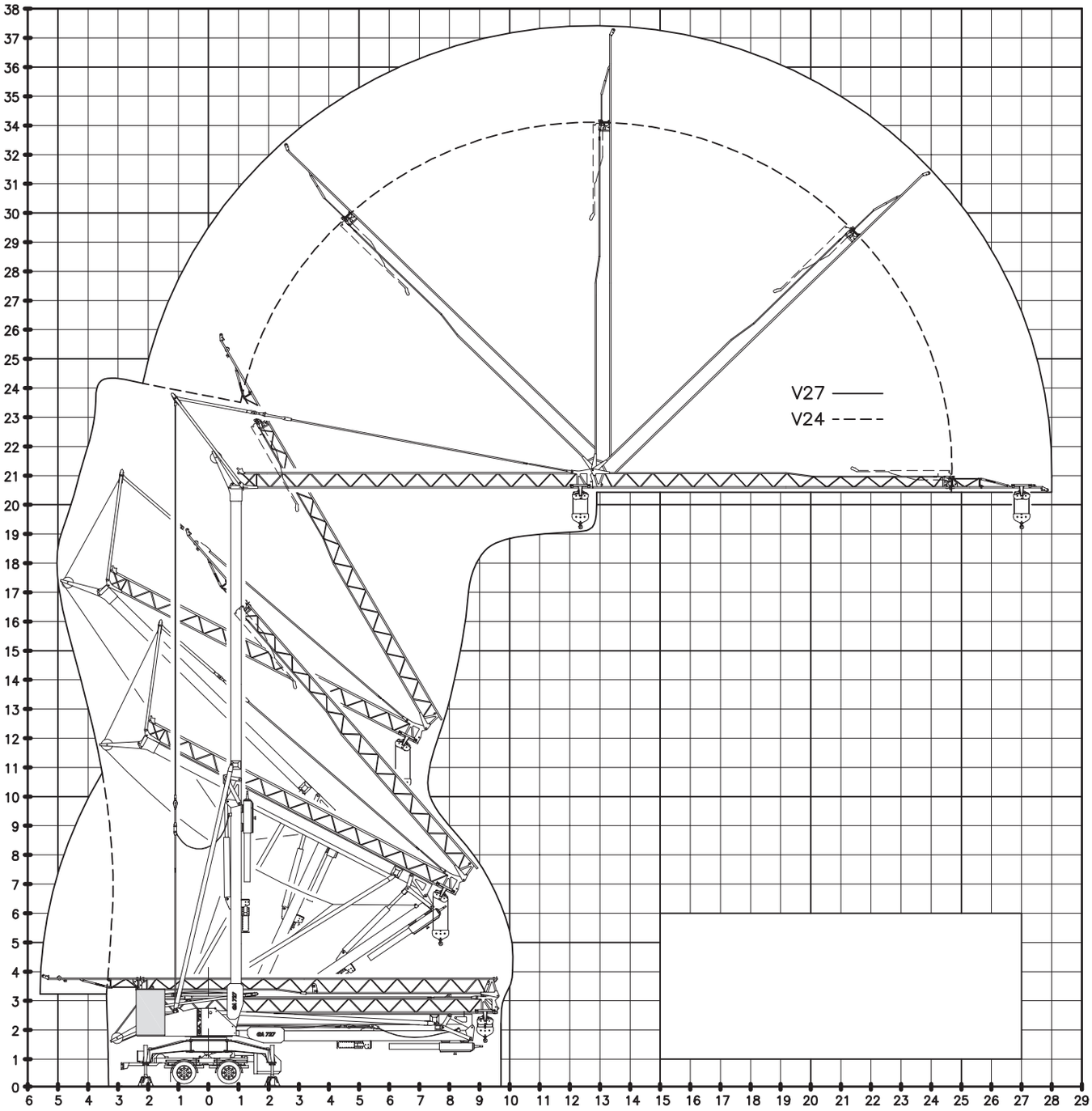

GRU A TORRE

GA 132

GRU AUTOMATICA CON MONTAGGIO IDRAULICO

GA compact

GX

GH city crane

GHS topless

FB GRU®

FB F.lli Butti s.r.l.
Via XXV Aprile, 58
23868 Valmadrera (LC) - Italia
Tel. 0341.581108 - Fax 0341.200253
E-mail : fbgru@fbgru.it - http://www.fbgru.it

CE

FEM 1.001 - A3
EN 14439 - C25

GA 132

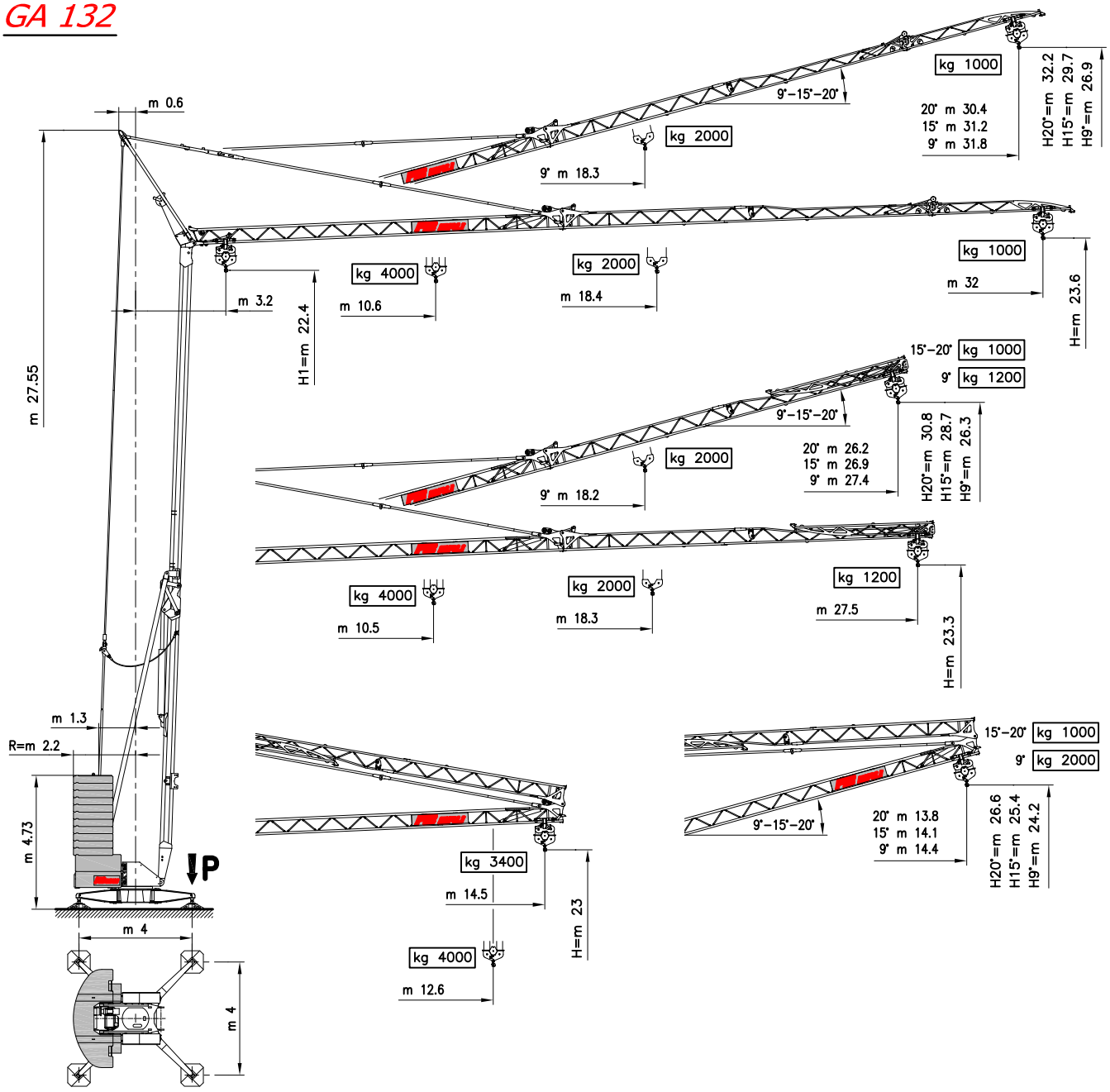

P	
kg 24600 *In servizio* En servicio In service In betrieb En service	kg 21700 *Fuori servizio* Fuera de servicio Out of service Außer betrieb Hors service

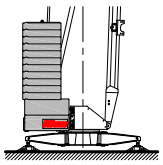 N° 11x1800 N° 2x1700 N° 2x1920 kg 39620	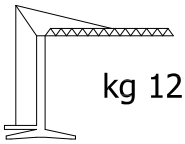 kg 12580

LA GRU

LA GRÚA — CRANE
KRAN — GRUE

MECCANISMI

MECANISMOS — MECHANISMS
ANTRIEBE — MÉCANISMES

MOVIMENTO MOVIMIENTO MOVEMENT BEWEGUNG MOUVEMENT	ALIMENTAZIONE ALIMENTACION OPERATING VOLTAGE BETRIEBSSPANNUNG TENSION DE SERVICE	PRESTAZIONI FUNCIONAMIENTOS PERFORMANCES LEISTUNGEN EXÉCUTIONS	

			1ª m/1' - kg	2ª m/1' - kg	3ª m/1' - kg	4ª m/1' - kg	
SOLLEVAMENTO ELEVACION — HOISTING HEBEN — LEVAGE INVERTER	400 V 50 Hz		5 ↓↑	24 ↑ / 26 ↓	38 ↑ / 40 ↓	45 ↑ / 48 ↓	kW 9.2
			2000	2000	1000	600	
			3 ↓↑	12 ↑ / 13 ↓	19 ↑ / 20 ↓	23 ↑ / 24 ↓	
			4000	4000	2000	1200	

		1ª m/1'	2ª m/1'	3ª m/1'	
CARRELLO CARRILLO — JIB TROLLEY LAUFKATZE — DISTRIBUTION INVERTER	400 V 50 Hz	19	42	61	kW 3

		1ª g/1'	2ª g/1'	3ª g/1'	
ROTAZIONE ROTACION — SLEWING DREHEN — ORIENTATION INVERTER	400 V 50 Hz	0 → 0.15	0.15 → 0.45	0.45 → 0.89	kW 3

Conforme alle direttive CEE sul livello acustico 2000/14/CE

Conforme con las directivas CEE sobre el nivel acustico

In compliance with the EEC instructions on noise levell

Gemass EWG–Richtlinien fur den Schall–Leistungspegel

Conforme aux directives CEE sur le niveau acoustique

CURVE DI CARICO

CURVAS DE CARGAS — LOAD DIAGRAMS
LASTKURVEN — COURBES DE CHARGES

V32

2.5°	m	3	4	5	6	8	10.6	12	14	16	17	18.4	20	22	24	26	28	30	32
	kg	4000						3413	2803	2369	2195	2000	1808	1606	1440	1303	1186	1086	1000

9°	m	3	4	5	6	8	10	12	14	16	17	18.3	20	22	24	26	28	30	31.8
	kg	2000											1795	1594	1429	1293	1177	1078	1000

15°	m	3	5	10	15	20	25	30	31.2
	kg	1000							

20°	m	3	5	10	15	20	25	30.4
	kg	1000						

(0 - 2000 kg)	(2001 - 4000 kg)

POTENZA RICHIESTA

POTENCIA-ELECTRICA NECESARIA — NECESSARY ELECTRIC POWER
KRAFTBEDARF — PUISSANCE ELECTRIQUE NECESSAIRE

	SOLLEVAMENTO ELEVACION — HOISTING — HEBEN — LEVAGE	kg 2000	kg 4000
	12 kw 400 V - 50 Hz		

GA 132

Con riserva di modifiche documento commerciale non vincolante

Derecho de modificaciones reservadas documento commercial no contractual

Subject to change without notice commercial document not legally binding

Anderungen vorbehalten Unverblindiches Vertriebsdokument

Modifications réservées document commercial non contractuel

TRASPORTO

TRANSPORTE — TRANSPORT

TRANSPORT — TRANSPORT

5 km/h

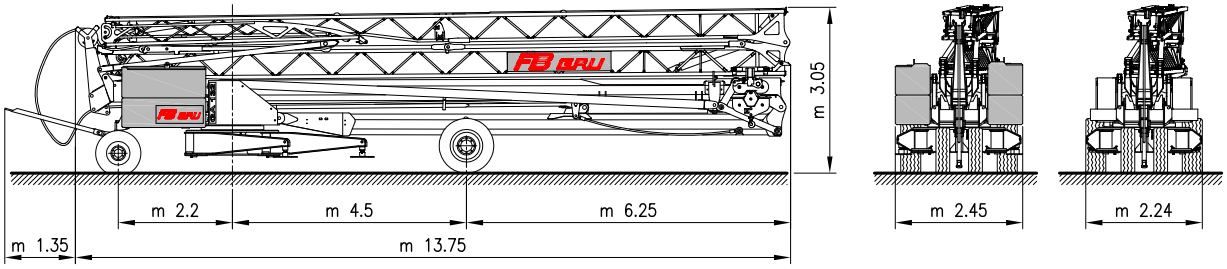

FB25K1

25 km/h

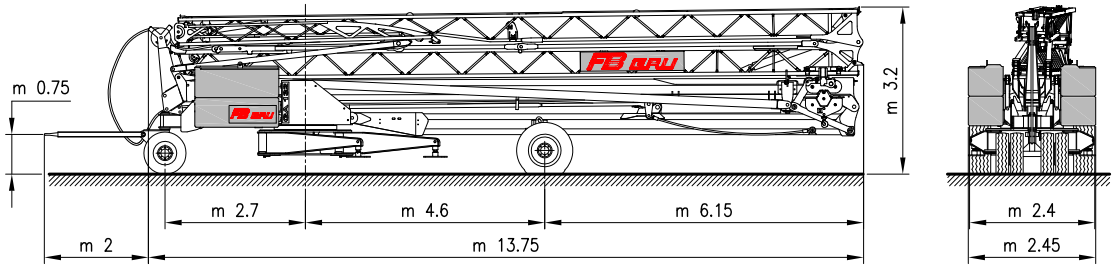

MONTAGGIO

MONTAJE — ERECTION

MONTAGE — MONTAGE

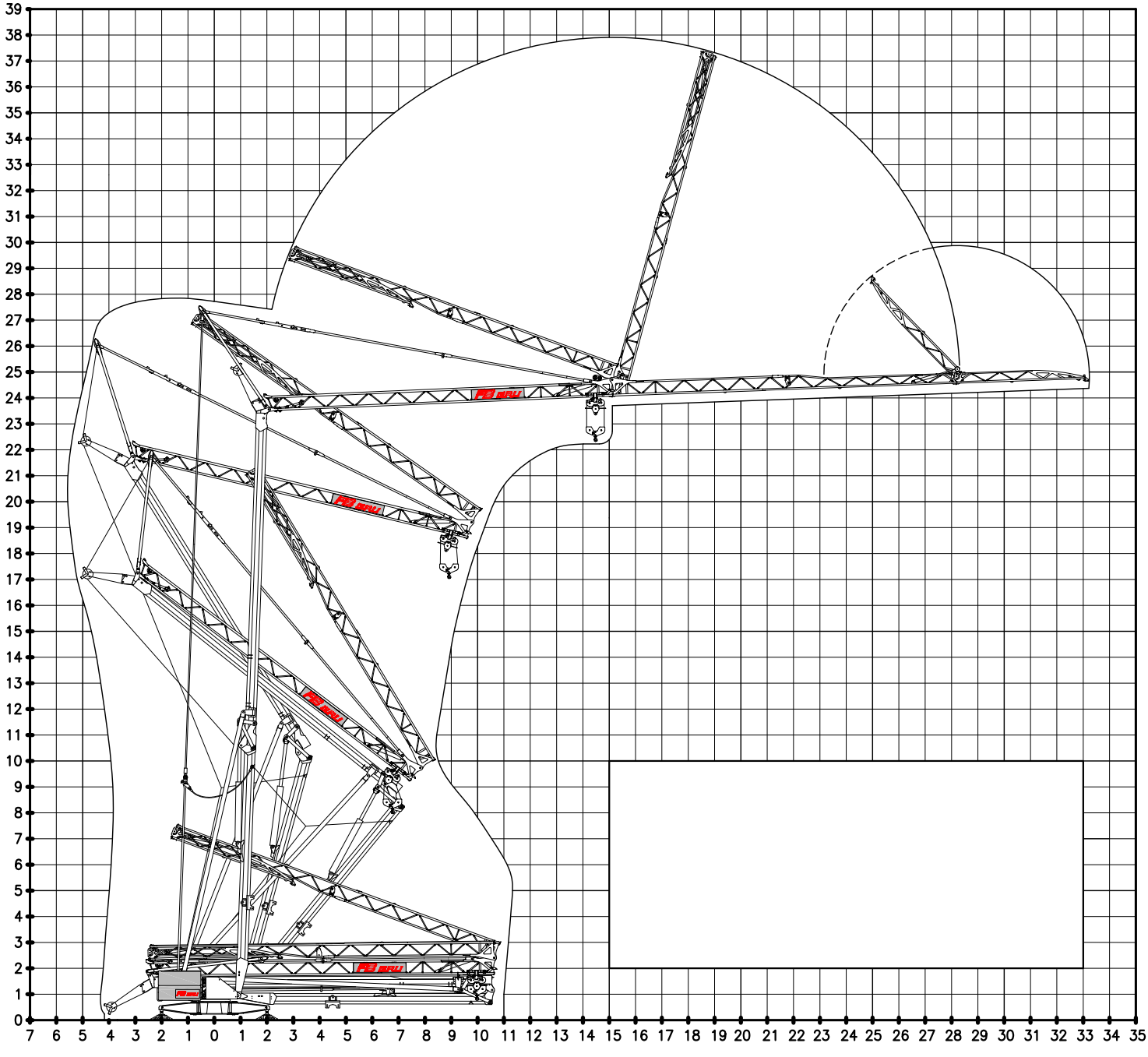

GA 132

GRU A TORRE

GA 132H

GRU AUTOMATICA CON MONTAGGIO IDRAULICO

GA compact

GX

GH city crane

GHS topless

FB GRU®

FB F.lli Butti s.r.l.
Via XXV Aprile, 58
23868 Valmadrera (LC) - Italia
Tel. 0341.581108 - Fax 0341.200253
E-mail : fbgru@fbgru.it - http://www.fbgru.it

CE

FEM 1.001 - A3
EN 14439 - C25

GA 132H

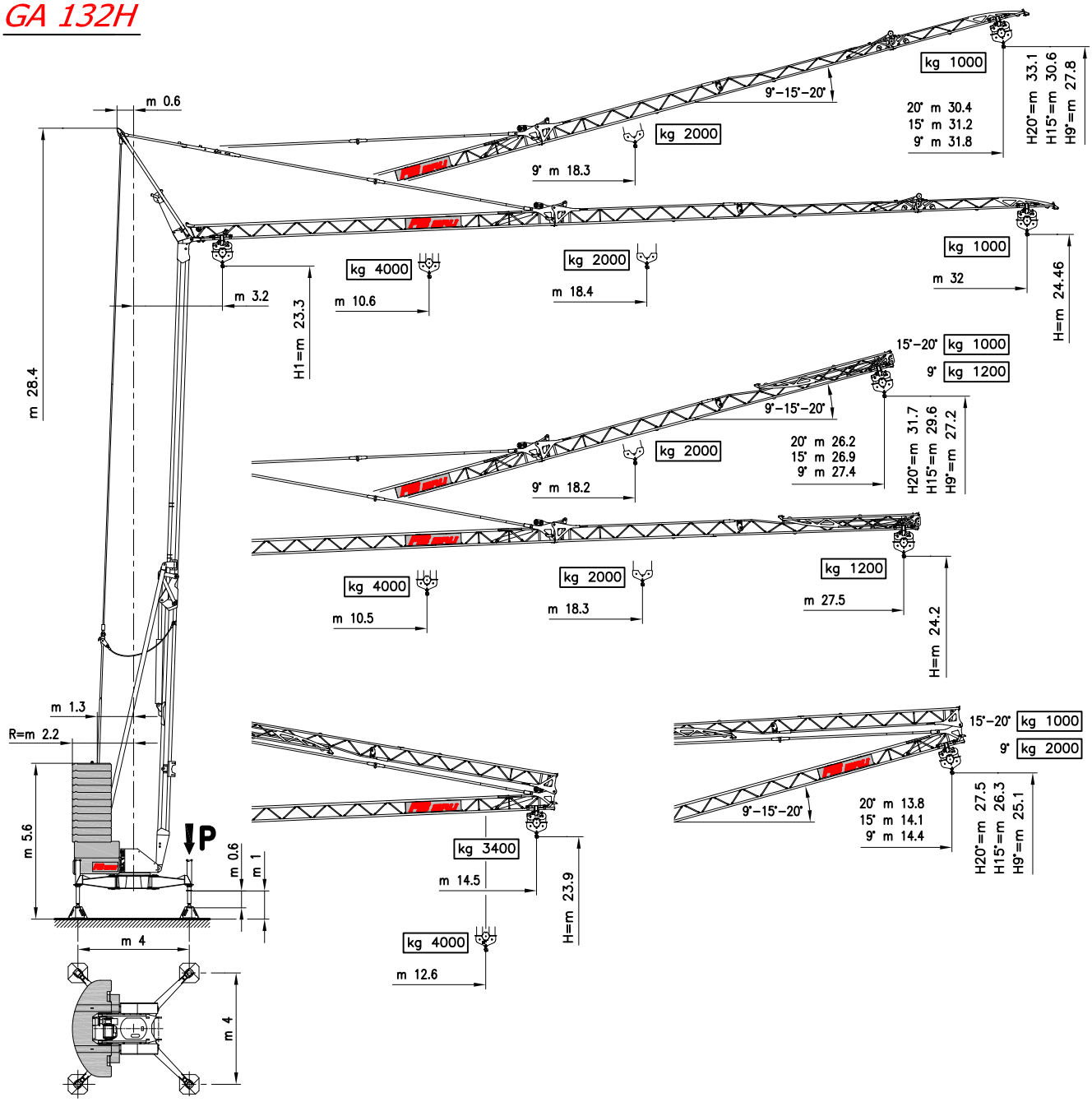

P	
kg 24600	kg 21700
In servizio	*Fuori servizio*
En servicio	Fuera de servicio
In service	Out of service
In betrieb	Außer betrieb
En service	Hors service

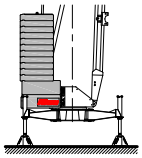 N° 11x1800 N° 2x1700 N° 2x1920 kg 40120	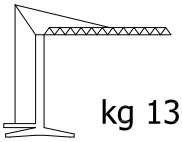 kg 13080

LA GRU

LA GRUA — CRANE

KRAN — GRUE

MECCANISMI

MECANISMOS — MECHANISMS
ANTRIEBE — MÉCANISMES

MOVIMENTO MOVIMIENTO MOVEMENT BEWEGUNG MOUVEMENT	ALIMENTAZIONE ALIMENTACION OPERATING VOLTAGE BETRIEBSSPANNUNG TENSION DE SERVICE	PRESTAZIONI FUNCIONAMIENTOS PERFORMANCES LEISTUNGEN EXÉCUTIONS	

			1ª m/1' - kg	2ª m/1' - kg	3ª m/1' - kg	4ª m/1' - kg	
SOLLEVAMENTO ELEVACION – HOISTING HEBEN – LEVAGE INVERTER	400 V 50 Hz		5 ↓↑	24 ↑ / 26 ↓	38 ↑ / 40 ↓	45 ↑ / 48 ↓	kW 9.2
			2000	2000	1000	600	
			3 ↓↑	12 ↑ / 13 ↓	19 ↑ / 20 ↓	23 ↑ / 24 ↓	
			4000	4000	2000	1200	

		1ª m/1'	2ª m/1'	3ª m/1'	
CARRELLO CARRILLO – JIB TROLLEY LAUFKATZE – DISTRIBUTION INVERTER	400 V 50 Hz	19	42	61	kW 3

		1ª g/1'	2ª g/1'	3ª g/1'	
ROTAZIONE ROTACION – SLEWING DREHEN – ORIENTATION INVERTER	400 V 50 Hz	0 → 0.15	0.15 → 0.45	0.45 → 0.89	kW 3

Conforme alle direttive CEE sul livello acustico 2000/14/CE

Conforme con las directivas CEE sobre el nivel acustico

In compliance with the EEC instructions on noise levell

Gemass EWG–Richtlinien fur den Schall–Leistungspegel

Conforme aux directives CEE sur le niveau acoustique

CURVE DI CARICO

CURVAS DE CARGAS — LOAD DIAGRAMS
LASTKURVEN — COURBES DE CHARGES

V32

2.5°	m	3	4	5	6	8	10.6	12	14	16	17	18.4	20	22	24	26	28	30	32
	kg	4000						3413	2803	2369	2195	2000	1808	1606	1440	1303	1186	1086	1000

9°	m	3	4	5	6	8	10	12	14	16	17	18.3	20	22	24	26	28	30	31.8
	kg	2000											1795	1594	1429	1293	1177	1078	1000

15°	m	3	5	10	15	20	25	30	31.2
	kg	1000							

20°	m	3	5	10	15	20	25	30.4
	kg	1000						

(0 - 2000 kg)	(2001 - 4000 kg)

POTENZA RICHIESTA

POTENCIA-ELECTRICA NECESARIA — NECESSARY ELECTRIC POWER
KRAFTBEDARF — PUISSANCE ELECTRIQUE NECESSAIRE

	SOLLEVAMENTO ELEVACION – HOISTING – HEBEN – LEVAGE	kg 2000	kg 4000
	12 kw 400 V - 50 Hz		

GA 132H

Con riserva di modifiche documento commerciale non vincolante

Derecho de modificaciones reservadas documento commercial no contractual

Subject to change without notice commercial document not legally binding

Anderungen vorbehalten Unverblindiches Vertriebsdokument

Modifications réservées document commercial non contractuel

TRASPORTO TRANSPORTE — TRANSPORT
TRANSPORT — TRANSPORT

5
km/h

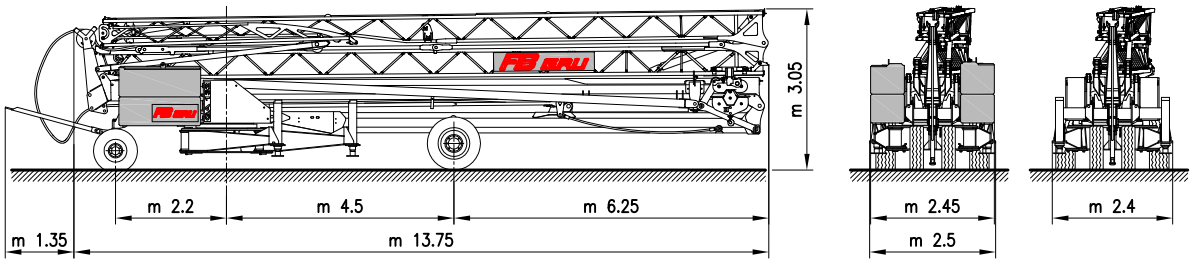

FB25K1

25
km/h

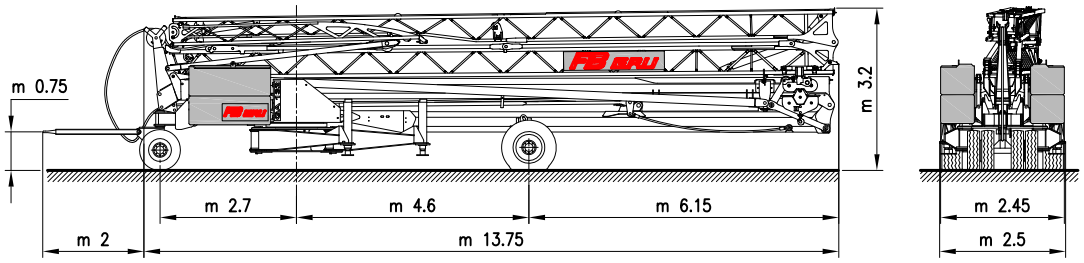

MONTAGGIO MONTAJE — ERECTION
MONTAGE — MONTAGE

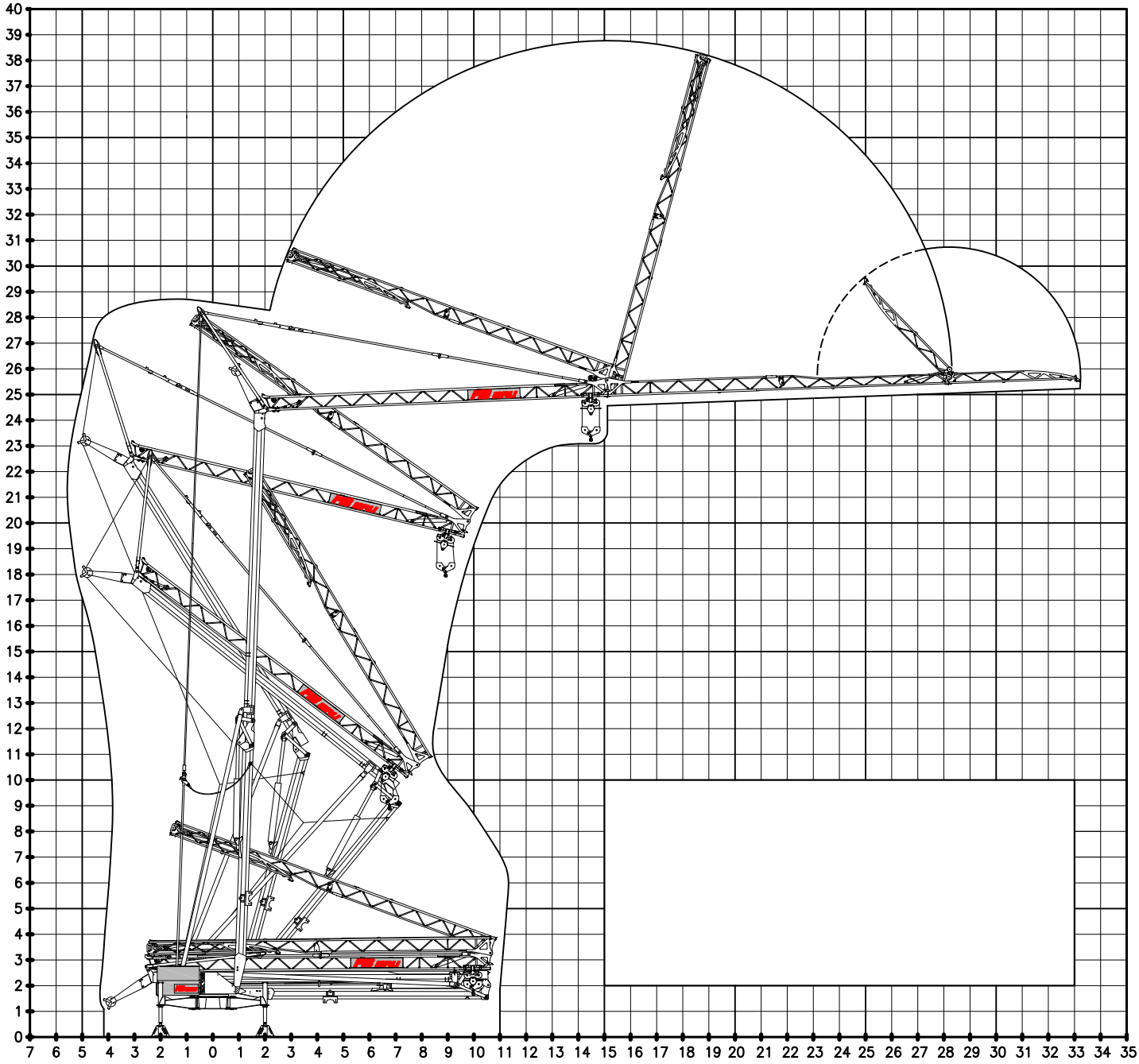

GA 132H

GRUA TORRE

GA 138

GRU AUTOMATICA CON MONTAGGIO IDRAULICO

GA compact

GX

GHS topless

FBGRU

LIFT YOUR GOALS!

FB F.lli Butti s.r.l.
Via XXV Aprile, 58
23868 Valmadrera (LC) - Italia
Tel. 0341.581108 - Fax 0341.200253
E-mail : fbgru@fbgru.it - http://www.fbgru.it

CE

FEM 1.001 - A3
EN 14439 - C25

GA 138

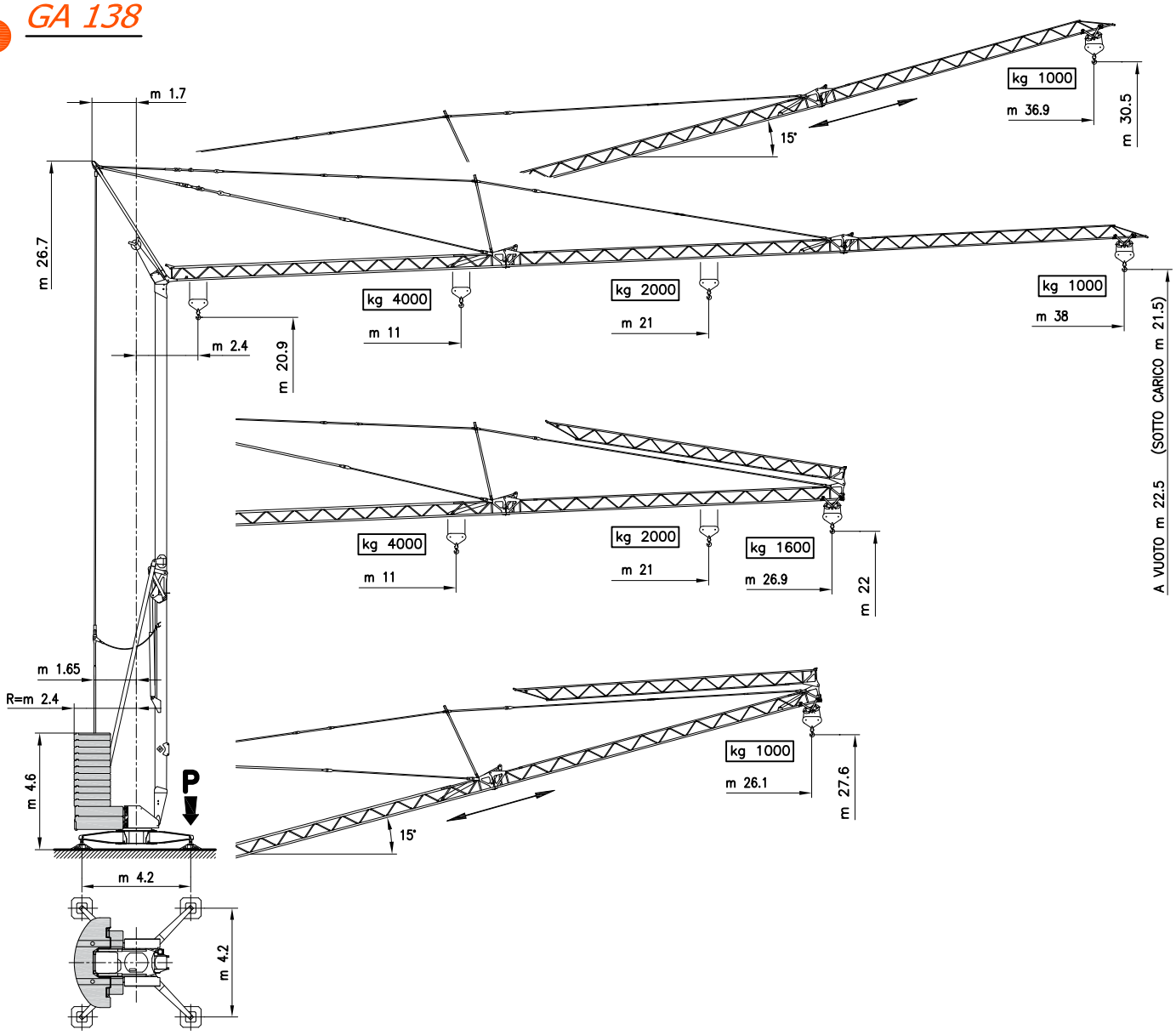

P	
kg 26100 *In servizio* En servicio In service In betrieb En service	kg 19400 *Fuori servizio* Fuera de servicio Out of service Außer betrieb Hors service

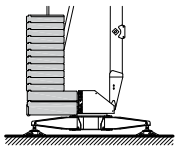 N° 11x1800 N° 2x1850 N° 2x1550 kg 40750	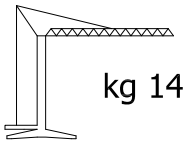 kg 14150

LA GRU

LA GRÚA — CRANE
KRAN — GRUE

MECCANISMI

MECANISMOS — MECHANISMS
ANTRIEBE — MÉCANISMES

MOVIMENTO MOVIMIENTO MOVEMENT BEWEGUNG MOUVEMENT	ALIMENTAZIONE ALIMENTACION OPERATING VOLTAGE BETRIEBSSPANNUNG TENSION DE SERVICE	PRESTAZIONI FUNCIONAMIENTOS PERFORMANCES LEISTUNGEN EXÉCUTIONS	

			1ª m/1' - kg	2ª m/1' - kg	3ª m/1' - kg	4ª m/1' - kg	
SOLLEVAMENTO ELEVACION — HOISTING HEBEN — LEVAGE INVERTER	400 V 50 Hz		4	16	34	46	kW 15
			4000	4000	2000	1000	

		1ª m/1'	2ª m/1'	3ª m/1'	
CARRELLO CARRILLO — JIB TROLLEY LAUFKATZE — DISTRIBUTION INVERTER	400 V 50 Hz	18	30	56	kW 3

		1ª g/1'	2ª g/1'	3ª g/1'	
ROTAZIONE ROTACION — SLEWING DREHEN — ORIENTATION INVERTER	400 V 50 Hz	0 → 0.15	0.15 → 0.6	0.6 → 0.85	kW 3

Conforme alle direttive CEE sul livello acustico 2000/14/CE

Conforme con las directivas CEE sobre el nivel acustico

In compliance with the EEC instructions on noise levell

Gemass EWG–Richtlinien fur den Schall–Leistungspegel

Conforme aux directives CEE sur le niveau acoustique

CURVE DI CARICO

CURVAS DE CARGAS — LOAD DIAGRAMS
LASTKURVEN — COURBES DE CHARGES

V38

2.5°	m	2.4	7	11	12.5	14	16	18	20	21	22	24	26.9	28	30	32	34	36	38
	kg	4000			3745	3289	2815	2454	2169	2000	1924	1750	1527	1456	1339	1238	1149	1070	1000

15°	m	2.4	5	8	11	14	17	19	20	23	26	29	32	35	38
	kg	1000													

(0 - 4000 kg)

POTENZA RICHIESTA

POTENCIA-ELECTRICA NECESARIA — NECESSARY ELECTRIC POWER
KRAFTBEDARF — PUISSANCE ELECTRIQUE NECESSAIRE

	SOLLEVAMENTO ELEVACION — HOISTING — HEBEN — LEVAGE	kg 4000
	14 kw 400 V - 50 Hz	

GA 138

TRASPORTO TRANSPORTE — TRANSPORT
TRANSPORT — TRANSPORT

5
km/h

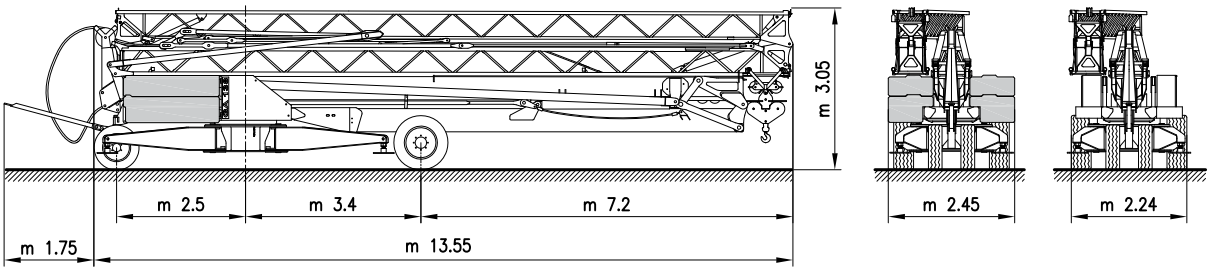

FB25K1

25
km/h

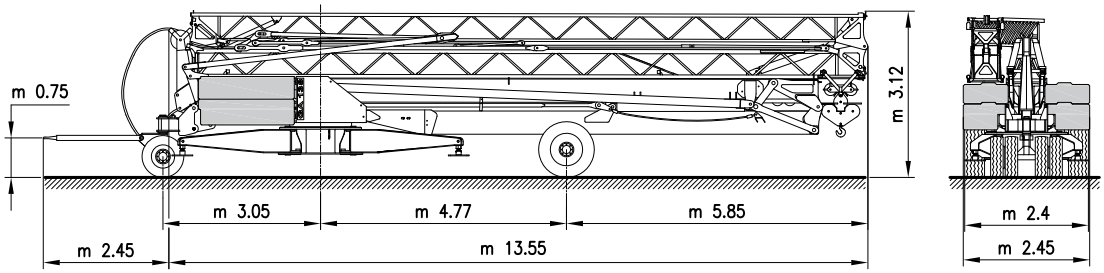

MONTAGGIO MONTAJE — ERECTION
MONTAGE — MONTAGE

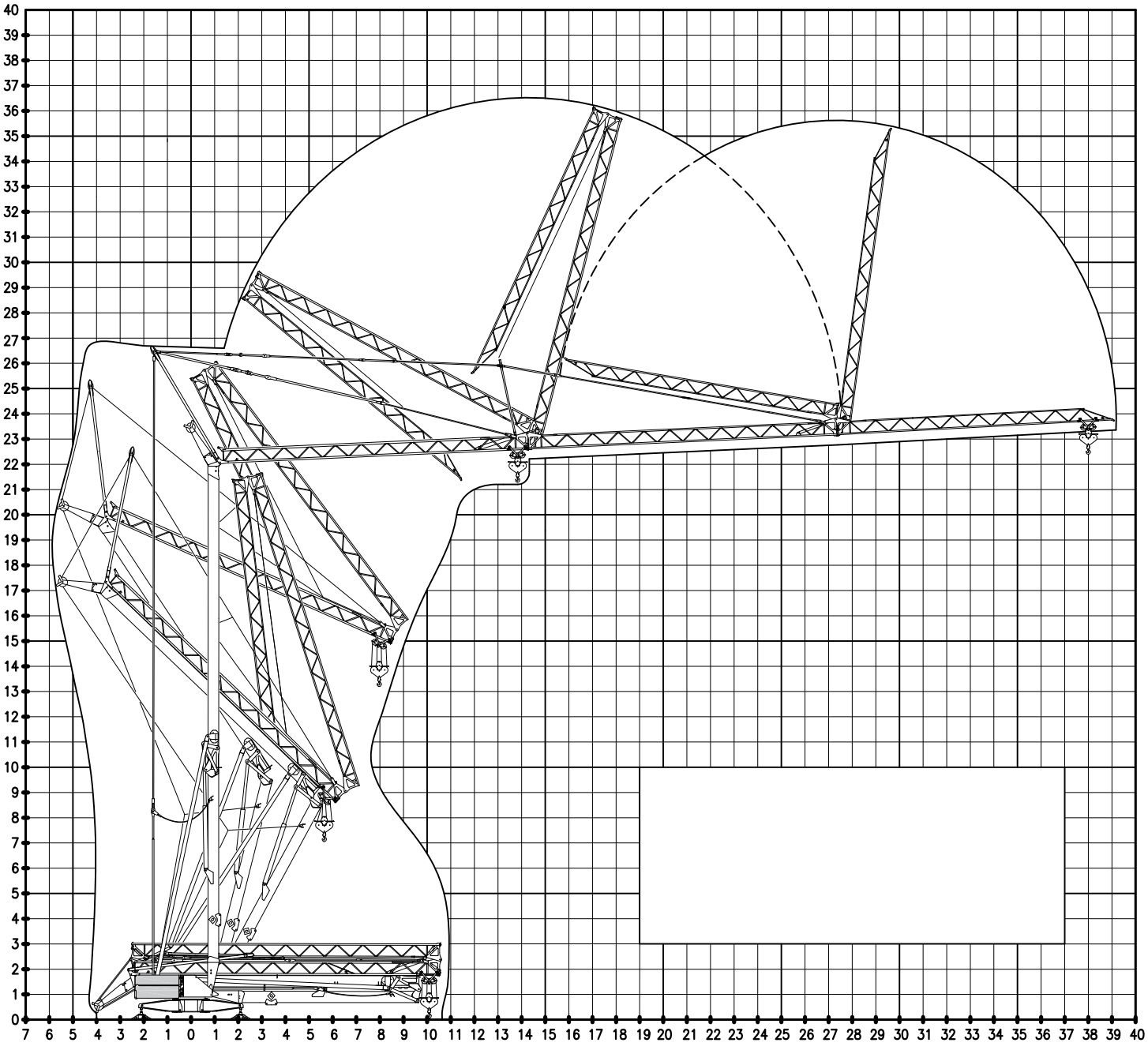

GRUA TORRE

GA 138K

GRU AUTOMATICA CON MONTAGGIO IDRAULICO

GA compact

GX

GHS topless

FBGRU

LIFT YOUR GOALS!

FB F.lli Butti s.r.l.
Via XXV Aprile, 58
23868 Valmadrera (LC) - Italia
Tel. 0341.581108 - Fax 0341.200253
E-mail : fbgru@fbgru.it - http://www.fbgru.it

CE

FEM 1.001 - A3
EN 14439 - C25

GA 138K

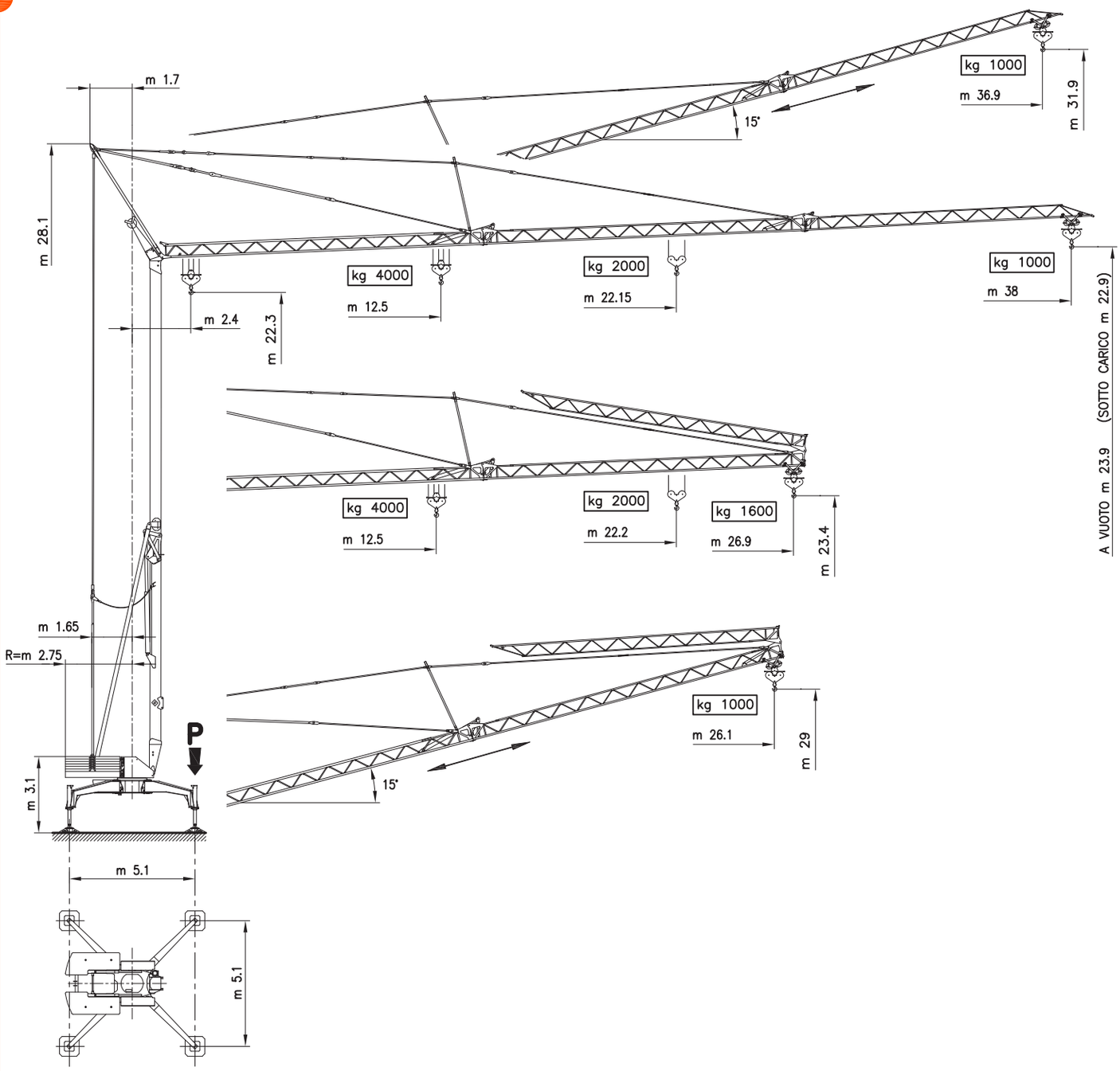

P	
kg 22840	kg 19680
In servizio	*Fuori servizio*
En servicio	Fuera de servicio
In service	Out of service
In betrieb	Außer betrieb
En service	Hors service

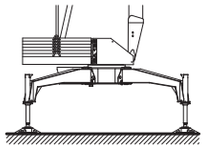

N° 10x1300
N° 2x4000

kg 36150

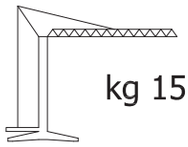

kg 15150

MECCANISMI

MECANISMOS — MECHANISMS
ANTRIEBE — MÉCANISMES

MOVIMENTO MOVIMIENTO MOVEMENT BEWEGUNG MOUVEMENT	ALIMENTAZIONE ALIMENTACION OPERATING VOLTAGE BETRIEBSSPANNUNG TENSION DE SERVICE	PRESTAZIONI FUNCIONAMIENTOS PERFORMANCES LEISTUNGEN EXÉCUTIONS	

			1ª m/1' - kg	2ª m/1' - kg		3ª m/1' - kg		4ª m/1' - kg		
SOLLEVAMENTO ELEVACION — HOISTING HEBEN — LEVAGE INVERTER	400 V 50 Hz		5 ↓↑	24 ↑	26 ↓	38 ↑	40 ↓	45 ↑	48 ↓	kW 9.2
			2000	2000		1000		600		
			3 ↓↑	12 ↑	13 ↓	19 ↑	20 ↓	23 ↑	24 ↓	
			4000	4000		2000		1200		

		1ª m/1'	2ª m/1'	3ª m/1'	
CARRELLO CARRILLO — JIB TROLLEY LAUFKATZE — DISTRIBUTION INVERTER	400 V 50 Hz	18	30	56	kW 3

		1ª g/1'	2ª g/1'	3ª g/1'	
ROTAZIONE ROTACION — SLEWING DREHEN — ORIENTATION INVERTER	400 V 50 Hz	0 → 0.15	0.15 → 0.6	0.6 → 0.85	kW 3

Conforme alle direttive CEE sul livello acustico 2000/14/CE

Conforme con las directivas CEE sobre el nivel acustico

In compliance with the EEC instructions on noise levell

Gemass EWG–Richtlinien fur den Schall–Leistungspegel

Conforme aux directives CEE sur le niveau acoustique

CURVE DI CARICO

CURVAS DE CARGAS — LOAD DIAGRAMS
LASTKURVEN — COURBES DE CHARGES

V38

2.5°	m	2.4	7	12.5	14	16	18	20	22.1	24	26.9	28	30	32	34	36	38
	kg	4000			3504	3001	2618	2316	2000	1822	1594	1521	1402	1298	1207	1127	1000

15°	m	2.4	7	10	13	16	19	22	25	28	31	34	36.9
	kg	1000											

(0 - 2000 kg)	(2001 - 4000 kg)

POTENZA RICHIESTA

POTENCIA-ELECTRICA NECESARIA — NECESSARY ELECTRIC POWER
KRAFTBEDARF — PUISSANCE ELECTRIQUE NECESSAIRE

	SOLLEVAMENTO ELEVACION — HOISTING — HEBEN — LEVAGE	kg 2000	kg 4000
	12 kw 400 V - 50 Hz		

GA 138K

Con riserva di modifiche documento commerciale non vincolante

Derecho de modificaciones reservadas documento commercial no contractual

Subject to change without notice commercial document not legally binding

Anderungen vorbehalten Unverblindiches Vertriebsdokument

Modifications réservées document commercial non contractuel

Rev. 0010319-138K

TRASPORTO TRANSPORTE — TRANSPORT
TRANSPORT — TRANSPORT

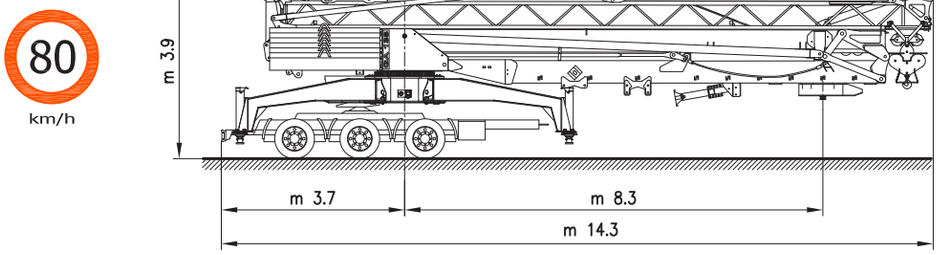

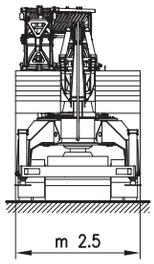

MONTAGGIO MONTAJE — ERECTION
MONTAGE — MONTAGE

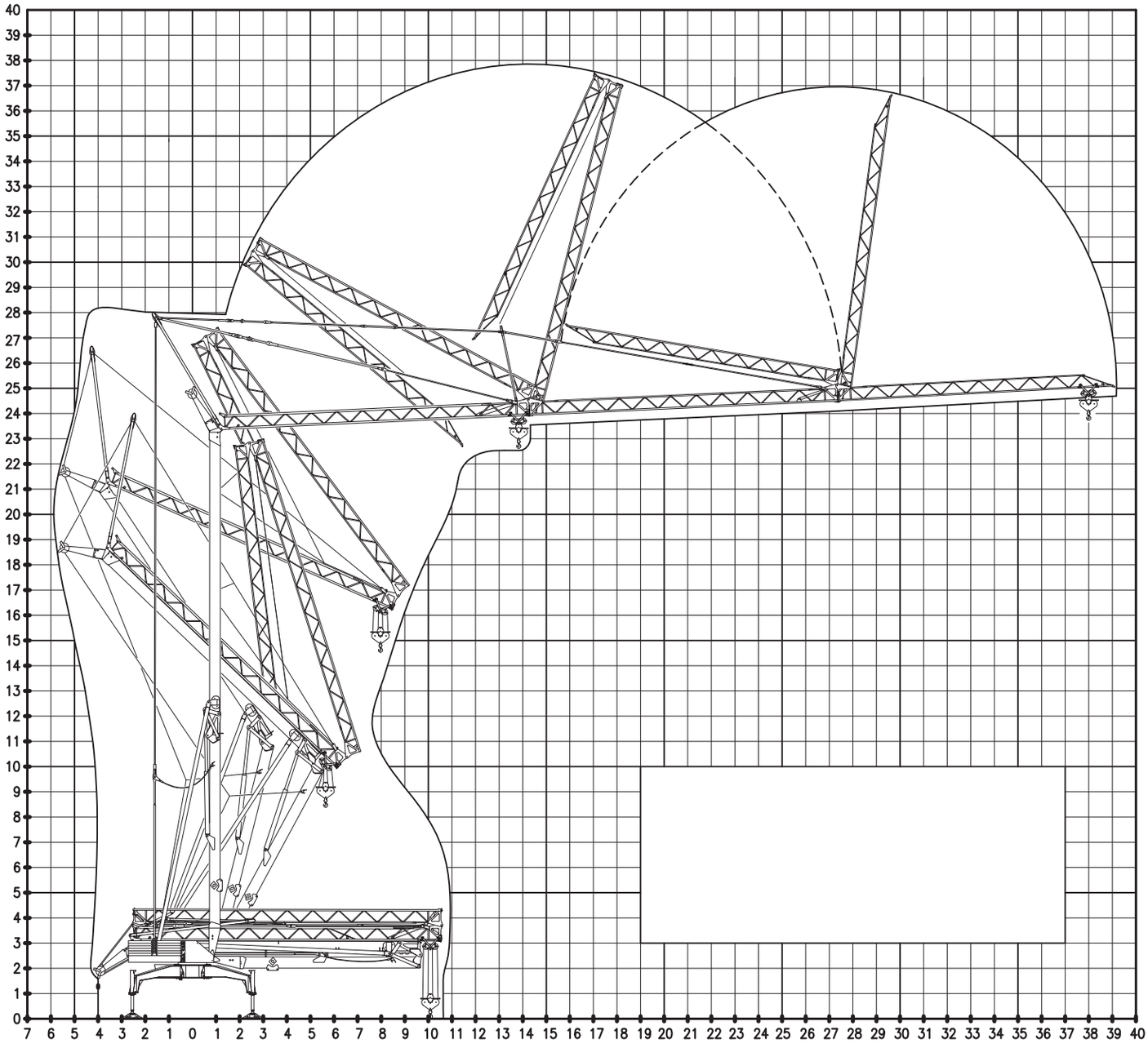

GA 138K

GRU A TORRE

GA 143

GRU AUTOMATICA CON MONTAGGIO IDRAULICO

GA compact

GX

GHS topless

FBGRU

LIFT YOUR GOALS!

FB F.lli Butti s.r.l.
Via XXV Aprile, 58
23868 Valmadrera (LC) - Italia
Tel. 0341.581108 - Fax 0341.200253
E-mail : fbgru@fbgru.it - http://www.fbgru.it

CE

FEM 1.001 - A3
EN 14439 - C25

GA 143

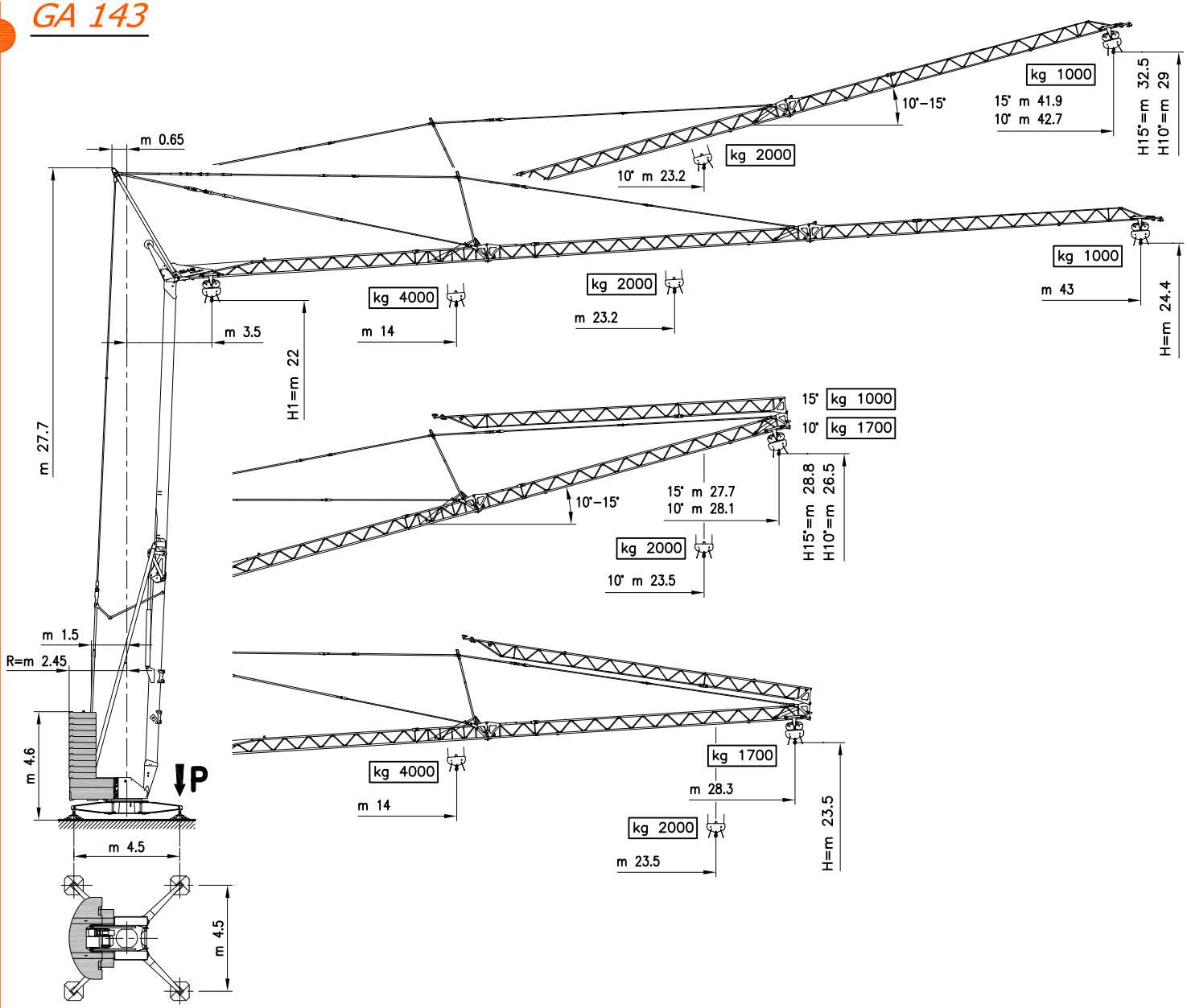

P	
kg 30480 *In servizio* En servicio In service In betrieb En service	kg 21815 *Fuori servizio* Fuera de servicio Out of service Außer betrieb Hors service

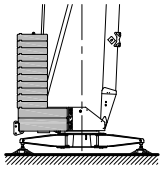 N° 11x2180 N° 2x1850 N° 2x1550 kg 47530	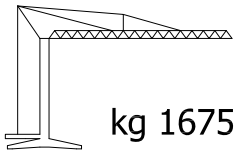 kg 16750

LA GRU

LA GRUA — CRANE
KRAN — GRUE

MECCANISMI

MECANISMOS — MECHANISMS
ANTRIEBE — MÉCANISMES

MOVIMENTO MOVIMIENTO MOVEMENT BEWEGUNG MOUVEMENT	ALIMENTAZIONE ALIMENTACION OPERATING VOLTAGE BETRIEBSSPANNUNG TENSION DE SERVICE	PRESTAZIONI FUNCIONAMIENTOS PERFORMANCES LEISTUNGEN EXÉCUTIONS	

			1ª m/1' - kg	2ª m/1' - kg	3ª m/1' - kg	4ª m/1' - kg	
SOLLEVAMENTO ELEVACION – HOISTING HEBEN – LEVAGE INVERTER	400 V 50 Hz		4	16	34	46	kW 15
			4000	4000	2000	1000	

		1ª m/1'	2ª m/1'	3ª m/1'	
CARRELLO CARRILLO – JIB TROLLEY LAUFKATZE – DISTRIBUTION INVERTER	400 V 50 Hz	18	30	56	kW 3

		1ª g/1'	2ª g/1'	3ª g/1'	
ROTAZIONE ROTACION – SLEWING DREHEN – ORIENTATION INVERTER	400 V 50 Hz	0 → 0.15	0.15 → 0.45	0.45 → 0.85	kW 3

Conforme alle direttive CEE sul livello acustico 2000/14/CE

Conforme con las directivas CEE sobre el nivel acustico

In compliance with the EEC instructions on noise levell

Gemass EWG–Richtlinien fur den Schall–Leistungspegel

Conforme aux directives CEE sur le niveau acoustique

CURVE DI CARICO

CURVAS DE CARGAS — LOAD DIAGRAMS
LASTKURVEN — COURBES DE CHARGES

V43

3.5°																			
m	3.5	5	14	16	18	20	22	23.2	26	28	30	32	34	36	38	40	41	43
kg	4000			3400	2940	2584	2300	2000	1828	1670	1536	1419	1317	1228	1148	1076	1044	1000

10°																		
m	3.5	5	10	20	22	23.2	24	26	28	30	32	34	36	38	39	40	41	42.7
kg	2000						1960	1795	1639	1505	1389	1288	1199	1120	1084	1049	1016	1000

15°														
m	3.5	5	10	20	22	23.8	26	28	30	32	34	36	41.9
kg	1000												

(0 - 4000 kg)

POTENZA RICHIESTA

POTENCIA-ELECTRICA NECESARIA — NECESSARY ELECTRIC POWER
KRAFTBEDARF — PUISSANCE ELECTRIQUE NECESSAIRE

	SOLLEVAMENTO ELEVACION – HOISTING – HEBEN – LEVAGE	kg 4000
	14 kw 400 V - 50 Hz	

GA 143

Con riserva di modifiche documento commerciale non vincolante

Derecho de modificaciones reservadas documento commercial no contractual

Subject to change without notice commercial document not legally binding

Anderungen vorbehalten Unverblindiches Vertriebsdokument

Modifications réservées document commercial non contractuel

TRASPORTO TRANSPORTE — TRANSPORT
TRANSPORT — TRANSPORT

5
km/h

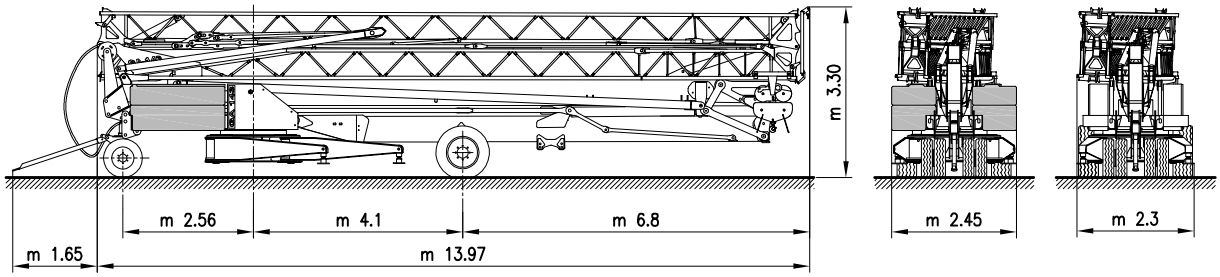

25
km/h

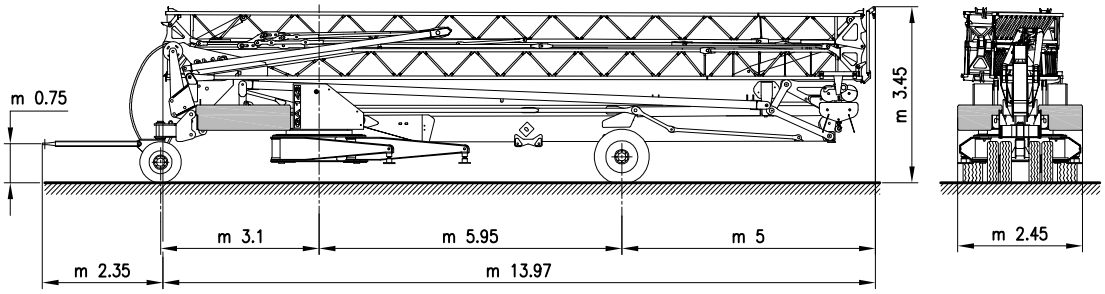

MONTAGGIO MONTAJE — ERECTION
MONTAGE — MONTAGE

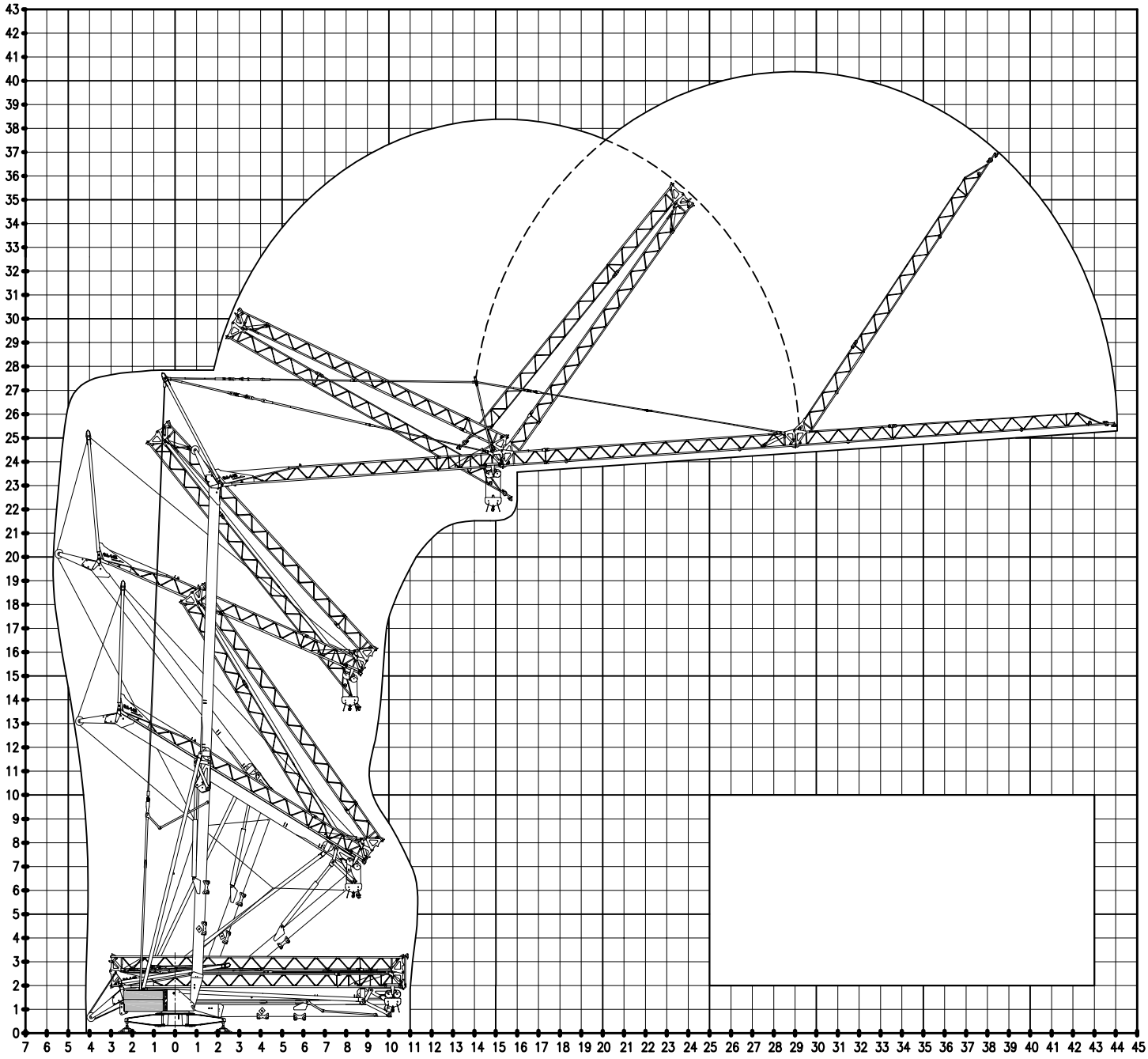

GRU A TORRE

GHS 150 | 6000

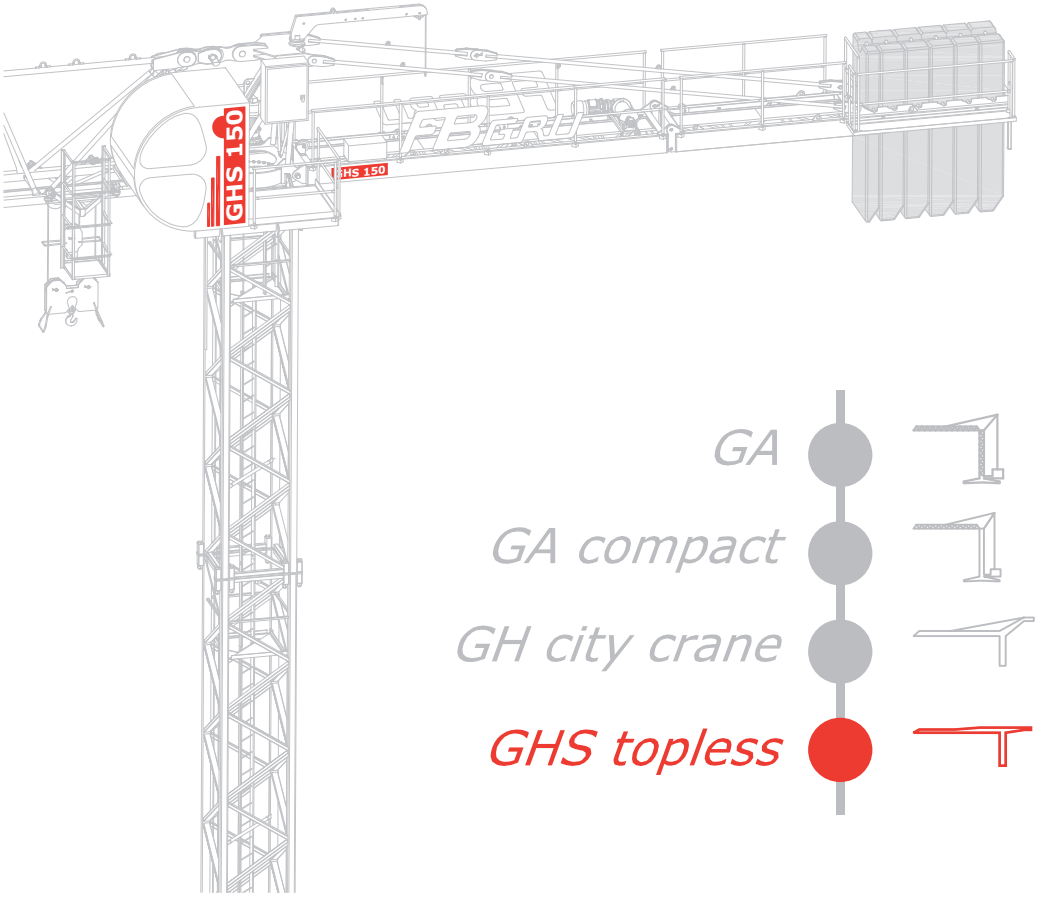

FB GRU®

FB F.lli Butti s.r.l.

Via XXV Aprile, 58
23868 Valmadrera (LC) - ITALIA
Tel. 0341.581108 - Fax 0341.200253
E-mail : fbgru@fbgru.it - http://www.fbgru.it

CE

FEM 1.001 - A4
EN 14439 - C25

GHS 150 - 6000

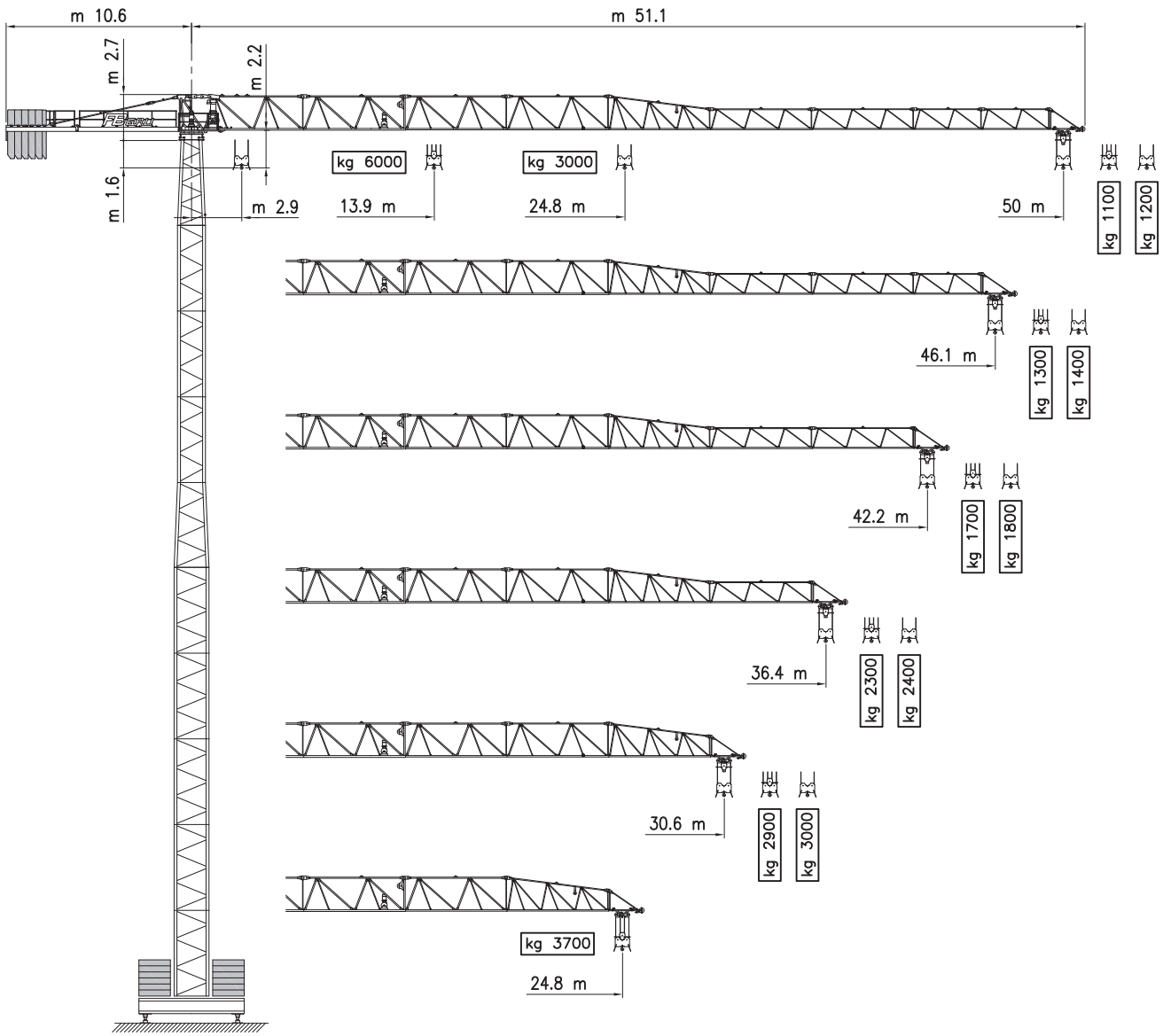

CURVE DI CARICO

CURVAS DE CARGAS — LOAD DIAGRAMS
LASTKURVEN — COURBES DE CHARGES

m	13.9	14.4	14.9	16.3	16.4	16.6	18	20	22	24.8	25.8	26.7	27.6	29.2	29.7	30.1	30.6	32	34	36.4	38	40	42.2	44	46.1	47	48	50
kg	6000	5746	5523	4974	4939	4869	4427	3905	3482	3000	2859	2744	2636	2462	2411	2372	2324	2199	2038	1869	1768	1654	1541	1457	1234	1201	1167	1100
											3000	2878	2768	2591	2539	2500	2451	2324	2160	1989	1886	1770	1655	1570	1336	1303	1267	1200
		6000	5763	5193	5156	5084	4624	4083	3642	3148	3000	2870	2758	2577	2524	2484	2434	2304	2137	1961	1857	1738	1620	1533	1300			
										3000	2855	2742	2637	2467	2418	2380	2333	2211	2055	1890	1792	1680	1570	1488	1400			
			6000	5420	5382	5307	4829	4266	3803	3295	3140	3000	2885	2696	2642	2599	2548	2413	2239	2056	1948	1824	1700					
													3000	2805	2750	2707	2665	2519	2344	2160	2050	1925	1800					
				6000	5962	5879	5355	4738	4237	3674	3503	3361	3228	3000	2943	2897	2840	2692	2502	2300								
																3000	2944	2795	2603	2400								
						6000	5463	4835	4324	3751	3577	3432	3297	3077	3000	2957	2900											
																	3000											
					6000	5913	5387	4767	4262	3700																		
										3000																		

(0 - 3000 kg)

(3001 - 6000 kg)

TORRE/REAZIONI* MASTIL/REACCIONES* — MAST/REACTIONS* MASTE/ECKDRUCKE* — MAT/RÉACTIONS*

	TS 11	TS AD/02	TS 12	TS AD/03	TS 14	TS 15	H max (m)
S	m 1.2	m 1.2 → 1.6	m 1.6	m 1.6 → 2.1	m 2.1	m 2.1	
L	m 5.92	m 5.92	m 5.97	m 5.97	m 5.97	m 5.97	
TS B/03	5	1	1				41.49 □ ■
TS B/04	5	1	2				47.46 □ ■
TS B/05	4	1	2	1	3		65.42 ◪ ■
TS B/06	4	1	2	1	3		65.42 ◪ ■
	3	1	2	1	4	2	77.41** ■
TS P/03	5						29.6
TS P/04	5	1					35.52
TS P/05	5	1	2				47.46
TS 11/TP	5						29.6
TS 12/TP	5	1	2				47.46
TS 14/TP	4	1	2	1	3		65.42
TS 15/TP	3	1	2	1	4	2	77.41**

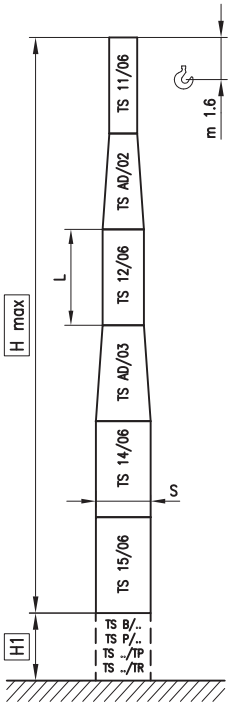

** *Senza cabina* — Sin cabina — Whitout cabin — Ohne kabine — Sans cabine

TS B

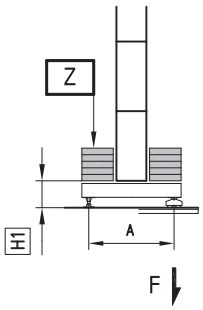

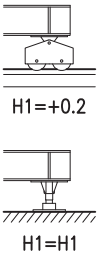

□ TR 02/02
◪ TR 02/04

■ AP/02

		F (kN)	Z (kg)
TS B/03	●	541	72000
	○	583	
TS B/04	●	559	84000
	○	641	
TS B/05	●	700	126000
	○	944	
TS B/06	●	689	126000
	○	1033	

A (m)	H1(m)
3.8x3.8	1
4.5x4.5	1.2
6x6	1.4
8x8	1.6

TS P

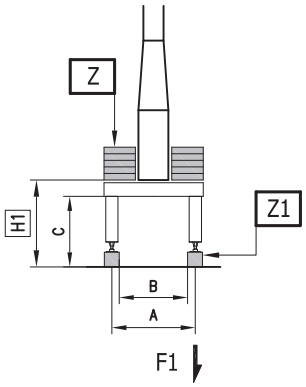

		F1 (kN)	Z (kg)	Z1 (kg)
TS P/03	●	463	40000	4x4000
	○	433		
TS P/04	●	473	48000	4x4000
	○	493		
TS P/05	●	527	70000	4x4000
	○	630		4x7000

A (m)	B (m)	C (m)	H1 (m)
3.8x3.8	3	4.52	5.31
4.5x4.5	3.72	4.47	5.5
6x6	5.2 5	4.5 4.65	5.8 5.95

TS TP

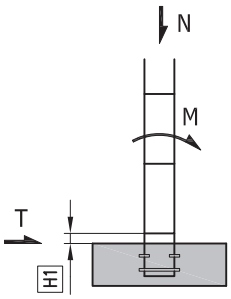

		N (kN)	T (kN)	M (kNm)	H1 (m)
TS 11/TP	●	339	16	1087	0.65
	○	297	50	824	
TS 12/TP	●	402	21	1425	0.65
	○	361	74	2166	
TS 14/TP	●	507	28	1886	0.65
	○	467	111	4227	
TS 15/TP	●	593	34	2292	0.65
	○	552	139	6208	

IN SERVIZIO EN SERVICIO — IN SERVICE IN BETRIEB — EN SERVICE	●
FUORI SERVIZIO FUERA DE SERVICIO — OUT OF SERVICE AUSSER BETRIEB — HORS SERVICE	○
ZAVORRA di BASE LASTRE DE BASE — CENTRAL BALLAST ZENTRAL BALLASTSTEIN — LEST DE BASE	Z

*Solo per Hmax — Sólo para Hmax — Only for Hmax — Nur für Hmax — Seulement pour Hmax

TELESCOPAGGIO TELESCOPAGE — CLIMBING CRANE KLETTERKRANE — TÉLESCOPAGE

TS 12/4ES

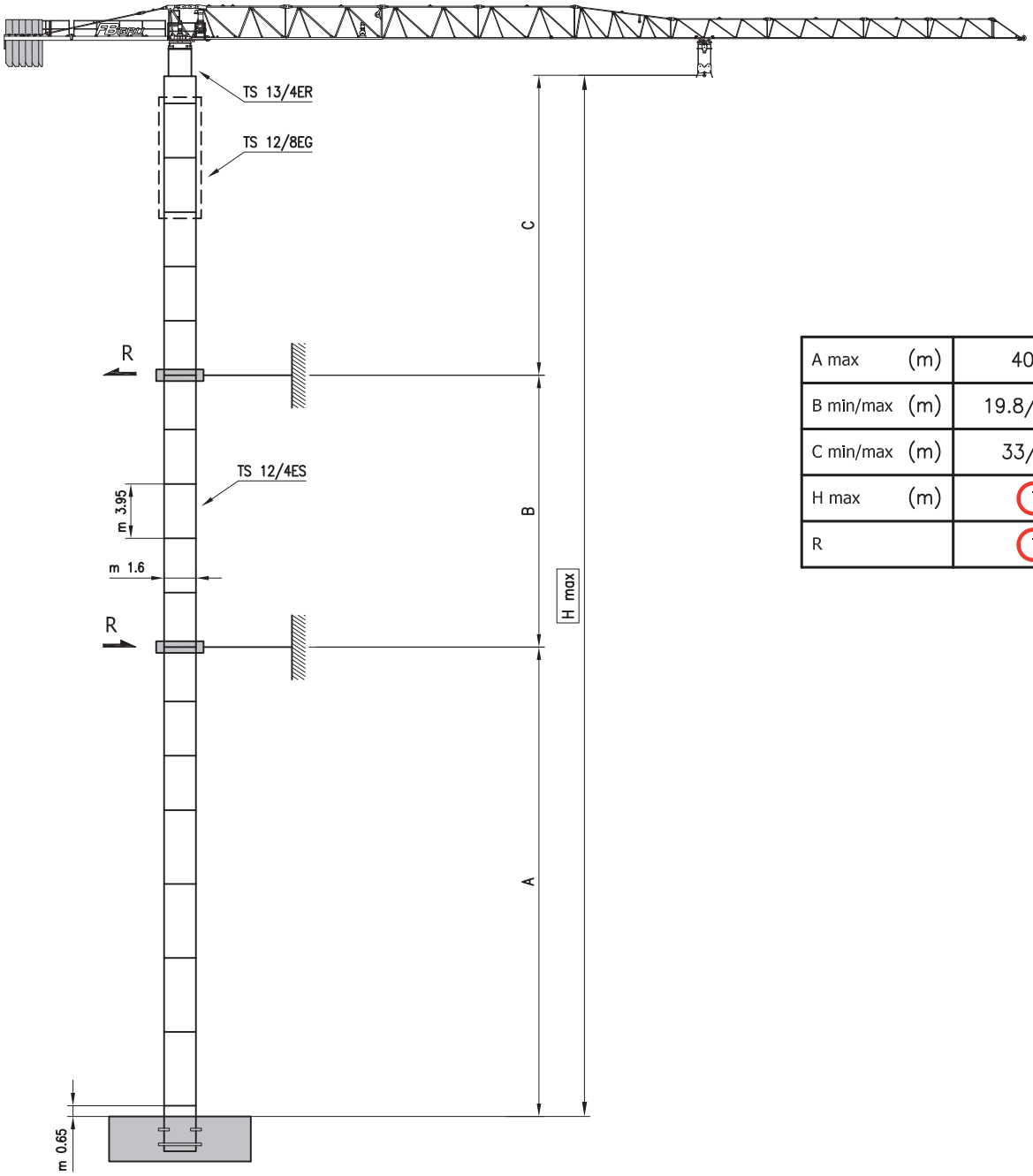

A max	(m)	40.5
B min/max	(m)	19.8/23.8
C min/max	(m)	33/37
H max	(m)	i
R		i

i *Consultateci* – Consultarnos – Consult us – Auf anfrage – Nous consulter

ZAVORRA DI CONTROBRACCIO LASTRE DE CONTRA FLECHA — COUNTER JIB BALLAST GEGENAUSLEGERBALLAST — LEST DE CONTRE-FLÈCHE

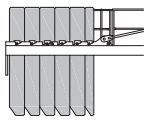

BRACCIO (m) FLECHA – JIB AUSLEGER – FLECHE	*50*	*46.1*	*42.2*	*36.4*	*30.6*	*24.8*
ZAVORRA (kg) LASTRE – BALLAST BALLAST – LEST	*12160* *(5A + 1B)*	*10900* *(5A)*	*9980* *(4A + 1B)*	*9980* *(4A + 1B)*	*8720* *(4A)*	*7800* *(3A + 1B)*

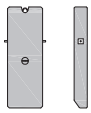

TIPO TIPO – TYPE ART – TYPE	*A*	*B*
PESO (kg) PESO – WEIGHT GEWICHT – POIDS	*2180*	*1260*

MECCANISMI

MECANISMOS — MECHANISMS
ANTRIEBE — MÉCANISMES

MOVIMENTO MOVIMIENTO MOVEMENT BEWEGUNG MOUVEMENT	ALIMENTAZIONE ALIMENTACION OPERATING VOLTAGE BETRIEBSSPANNUNG TENSION DE SERVICE	PRESTAZIONI FUNCIONAMIENTOS PERFORMANCES LEISTUNGEN EXÉCUTIONS		(m)

			1ª m/1' - kg	2ª m/1' - kg	3ª m/1' - kg	4ª m/1' - kg	5ª m/1' - kg		
SOLLEVAMENTO ELEVACION — HOISTING HEBEN — LEVAGE INVERTER	400 V 50 Hz		4	8	30	50		kW 11	AS 11 160 Hmax 36 m
			2500	2500	2500	1300			
			2	4	15	25			
			5000	5000	5000	2500			
			6	11	32	60	72	kW 18	AS 18 160 Hmax 36 m AS 18 HC 280 H max 70 m
			3000	3000	3000	1300	800		
			3	6	16	30	36		
			6000	6000	6000	2600	1600		
			7	11	35	72	88	kW 25	AS 25 280 Hmax 70 m AS 25 HC 520 H max 130 m
			3000	3000	3000	1300	800		
			4	6	17	36	44		
			6000	6000	6000	2600	1600		

		1ª m/1'	2ª m/1'	3ª m/1'	4ª m/1'	
CARRELLO CARRILLO — JIB TROLLEY LAUFKATZE — DISTRIBUTION INVERTER	400 V 50 Hz	10	30	48	62	kW 3

		1ª m/1'	2ª m/1'	3ª m/1'	4ª m/1'	
ROTAZIONE ROTACION — SLEWING DREHEN — ORIENTATION INVERTER	400 V 50 Hz	0 → 0.08	0.08 → 0.2	0.2 → 0.4	0.4 → 0.96	kW 5.5

		1ª m/1'	
TRASLAZIONE TRASLACIÒN — TRAVELLING SCHIENENFAHREN — TRANSLATION INVERTER	400 V 50 Hz	0 → 20	kW N° 2 x 4 TR 02/02 N° 4 x 4 TR 02/04

Conforme alle direttive CEE sul livello acustico 2000/14/CE

Conforme con las directivas CEE sobre el nivel acustico

In compliance with the EEC instructions on noise levell

Gemass EWG–Richtlinien fur den Schall–Leistungspegel

Conforme aux directives CEE sur le niveau acoustique

POTENZA RICHIESTA

POTENCIA-ELECTRICA NECESARIA — NECESSARY ELECTRIC POWER
KRAFTBEDARF — PUISSANCE ELECTRIQUE NECESSAIRE

400 V - 50 Hz	AS 11 11 kW	AS 18 AS 18 HC 18 kW	AS 25 AS 25 HC 25 kW
	28 kVA* (22 kW)	36 kVA* (29 kW)	45 kVA* (36 kW)

** Gru senza traslazione* — Grúa sin traslaciòn — Crane without travelling equipment — Krane ohne schienenfahren — Grue sans translation

Con riserva di modifiche documento commerciale non vincolante

Derecho de modificaciones reservadas documento commercial no contractual

Subject to change without notice commercial document not legally binding

Anderungen vorbehalten Unverblindiches Vertriebsdokument

Modifications réservées document commercial non contractuel

Rev. 0010310-1506

DENOMINAZIONE

DENOMINACION – DENOMINATION
BENENNUNG – DÈNOMINATION

Pos. Pos. Item Pos. Rep.	DENOMINAZIONE Denominacion Denomination Benennung Dènomination		Q.tà Cant. Qty. Anz. Qte.	L	B	H	(kg)
				(m)			
1	*Elemento di braccio 1* Tramo de flecha 1 – Jib element 1 Auslegerschuss 1 – Element de flèche 1		1	6.02	1.16	2.21	1670
2	*Elemento di braccio 2* Tramo de flecha 2 – Jib element 2 Auslegerschuss 2 – Element de flèche 2		1	6.05	1.16	2.05	870
3	*Elementi di braccio 3 - 4* Tramos de flecha 3–4 – Jib elements 3–4 Auslegerschuss 3–4 – Elements de flèche 3–4		1 1	6.02	1.16	2.02 2.01	535 435
4	*Elemento di braccio 5* Tramo de flecha 5 – Jib element 5 Auslegerschuss 5 – Element de flèche 5		1	6.02	1.16	2.01	410
5	*Elementi di braccio 6 -7* Tramos de flecha 6–7 – Jib elements 6–7 Auslegerschuss 6–7 – Elements de flèche 6–7		1 1	6.02 6.01	1.16	1.26 1.25	350 290
6	*Elemento di braccio 8 - 9* Tramo de flecha 8–9 – Jib element 8–9 Auslegerschuss 8–9 – Element de flèche 8–9		2	4.08	1.16	1.25	195
7	*Elemento di braccio 10* Tramo de flecha 10 – Jib element 10 Auslegerschuss 10 – Element de flèche 10		1	2.1	1.16	1.38	100
8	*Blocco di contrappeso* Lastre de contraflecha – Counter jib block Gegengewichtsballast – Contrepoids		1 5	2.83	0.87	0.23 0.395	1260 2180
9	*Controbraccio* Contraflecha – Counter jib Gegenausleger – Contre–flèche		1	6.1	1.23	1.21	860
10	*Controbraccio* Contraflecha – Counter jib Gegenausleger – Contre–flèche		1	4.15	1.22	1.21	800
11	*Gruppo rotazione* Plataforma de giro – Slewing platform Drehbuhne – Porte–flèche tournant		1	2.65	1.72	1.71	2430
12	*Elemento di torre TS 11/6* Mastil – Tower element Turmschuss – Mats			5.92	1.2	1.38	1435
13	*Elemento di torre TS 12/6* Mastil – Tower element Turmschuss – Mats			5.97	1.6	1.8	2088
14	*Elemento di torre TS 14/6* Mastil – Tower element Turmschuss – Mats			5.97	2.3	2.3	3050
15	*Elemento di torre TS 15/6* Mastil – Tower element Turmschuss – Mats			5.97	2.3	2.3	3500
16	*Adattatore TS AD/02* Adaptador – Adapter Adapter – Adaptateur			5.92	1.6	1.8	2005
17	*Adattatore TS AD/03* Adaptador – Adapter Adapter – Adaptateur			5.97	2.1	2.3	2750
18	*Blocco zavorra di base per TS B/03* Lastre de base para – Base ballast block for Zentral ballaststein für – Lest de base pour			3.8	0.38	1.18	4000
19	*Blocco zavorra di base per TS B/04 e TS B/05* Lastre de base para – Base ballast block for Zentral ballaststein für – Lest de base pour	TSB/04 TSB/05		5.0 5.7	0.34	1.6	6000 7000
20	*Blocco di appoggio* Gatos – Concrete pad Fundament block – Blocs d'appui			3.0 3.2	0.8 1.0	0.74 0.95	4000 7000
21	*Crociera di base (Trave A)* Cruz de base – Cruciform base Fundament kreuz – Châssis de base	TSB/03 TSB/04 TSB/05 TSB/06	1 1 1 1	5.75 6.75 8.86 11.7	0.35 0.35 0.4 0.45	1.08 1.26 1.6 1.85	1660 2315 4050 6760
	Crociera di base (Trave B) Cruz de base – Cruciform base Fundament kreuz – Châssis de base	TSB/03 TSB/04 TSB/05 TSB/06	1 1 1 1	5.75 6.75 8.86 11.7	0.92 0.93 0.99 1.15	0.9 1.1 1.35 1.6	1515 2050 3630 6200
Opzionale Opcional Optional Optionale Option	*Braccio ausiliario* Plumin de intervencion – Auxiliary arm Hilfsgalgen – Potence d'intervention		1	2.2	0.22	0.72	110
	Argano ausiliario Mecanismo auxiliar – Auxiliary winch Hilfswinde – Treuil auxiliaire		1	0.85	0.9	0.43	170

GRU A TORRE

GHS 166

8000

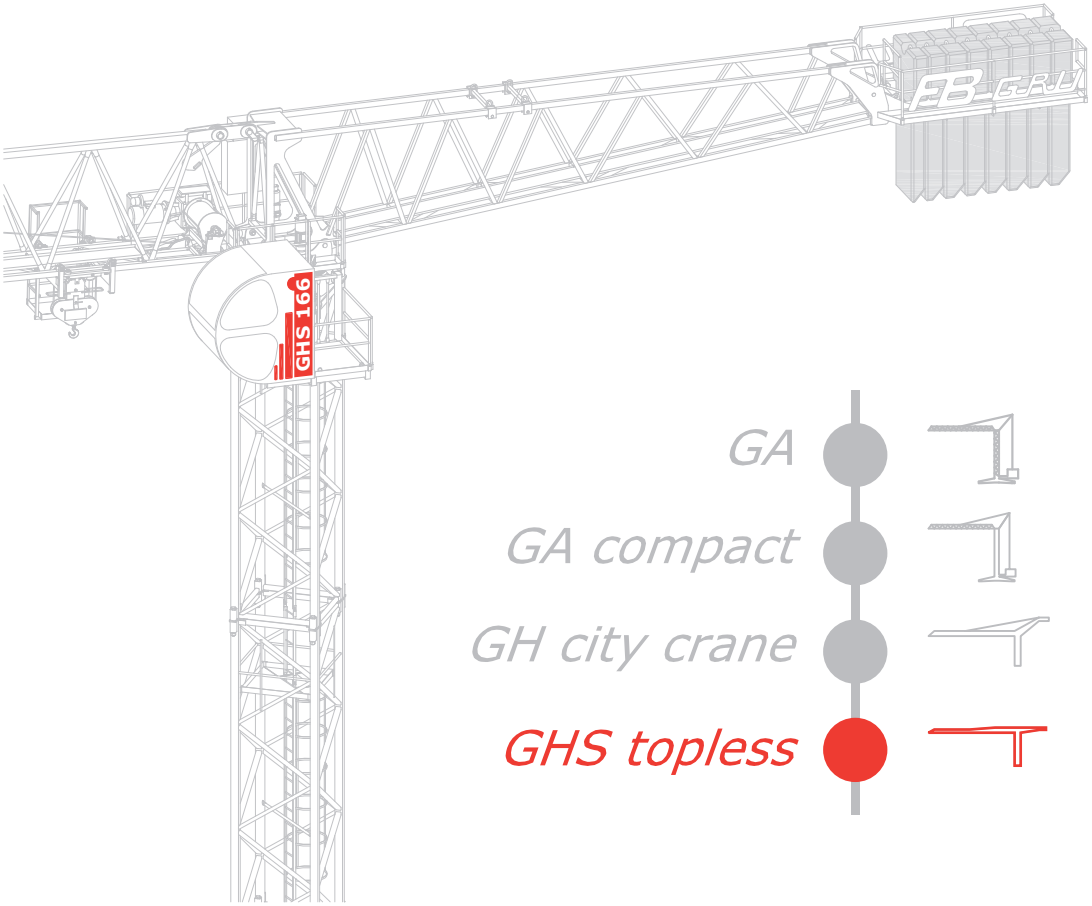

GA

GA compact

GH city crane

GHS topless

FB GRU®

FB F.lli Butti s.r.l.

Via XXV Aprile, 58
23868 Valmadrera (LC) - ITALIA
Tel. 0341.581108 - Fax 0341.200253
E-mail : fbgru@fbgru.it - http://www.fbgru.it

CE

FEM 1.001 - A4
EN 14439 - C25

GHS 166 - 8000

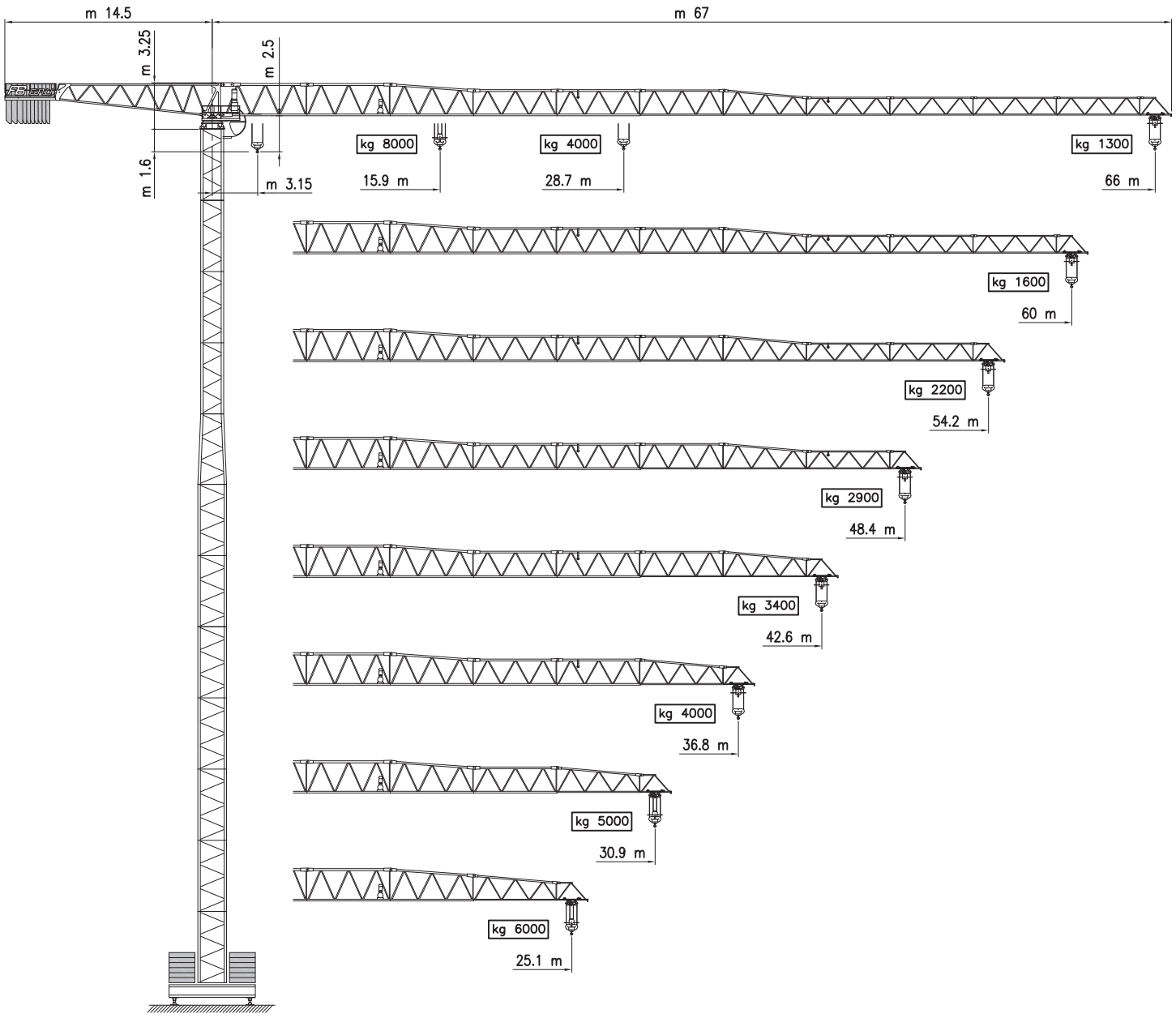

CURVE DI CARICO

CURVAS DE CARGAS — LOAD DIAGRAMS

LASTKURVEN — COURBES DE CHARGES

m	15.8	15.9	18.3	19.6	20.3	20.6	23	25.1	28.5	28.7	30.9	33.2	36.8	36.9	37.4	40	42.6	45	48.4	50	52	54.2	56	58	60	62	64	66
kg		8000	6833	6327	6083	5983	5213	4721	4083	4000	3680	3389	3008	2998	2857	2656	2465	2308	2114	2031	1936	1839	1765	1689	1467	1406	1349	1300
	8000	7922	6770	6268	5945	5847	5163	4676	4000	3965	3645	3356	2900	2891	2846	2629	2440	2285	2092	2010	1915	1819	1746	1671	1600			
			8000	7414	7131	7016	6205	5551	4811	4773	4389	4000	3556	3545	3490	3231	2952	2744	2518	2422	2311	2200						
						8000	7069	6417	5495	5452	5018	4628	4117	4105	4000	3703	3446	3236	2900									
					8000	7871	6968	6324	5415	5372	4945	4560	4056	4000	3937	3648	3400											
					8000	7834	6935	6294	5389	5347	4921	4538	4000															
						8000	7044	6394	5475	5432	5000																	
				8000	1300	7567	6697	6000																				

(0 - 4000 kg)

(4001 - 8000 kg)

TORRE/REAZIONI* MASTIL/REACCIONES* — MAST/REACTIONS* MASTE/ECKDRUCKE* — MAT/RÉACTIONS*

	TS 12/06	TS AD/03	TS 14	TS 15	H max (m)
S	m 1.6	m 1.6 → 2.1	m 2.1	m 2.1	
L	m 5.97	m 5.97	m 5.97	m 5.97	
TS B/03	6				35.82 □■
TS B/04	7				41.79 □■
TS B/05	6	1	3	1	65.67 ◪■
TS B/06	6	1	3	1	65.67 ◪■
	4	1	5	2	71.64** ■
TS P/03	4				23.88
TS P/04	6				35.82
TS P/05	6	1	1		47.76
TS 12/TP	7				41.79
TS 14/TP	6	1	3		59.7
TS 15/TP	4	1	5	2	71.64**

** Senza cabina — Sin cabina — Whitout cabin — Ohne kabine — Sans cabine

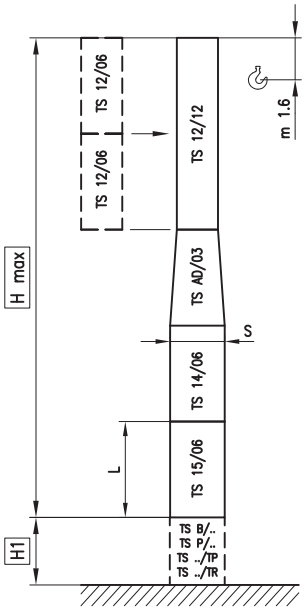

TS B

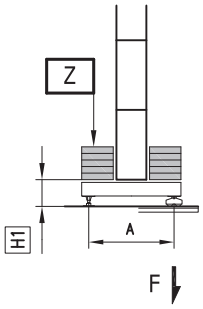

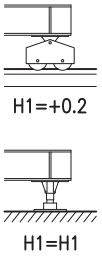

□ TR 02/02
◪ TR 02/04
■ AP/02

		F (kN)	Z (kg)	A (m)	H1(m)
TS B/03	●	714	80000	3.8x3.8	1
	○	600			
TS B/04	●	659	72000	4.5x4.5	1.2
	○	619			
TS B/05	●	882	140000	6x6	1.4
	○	1112			
TS B/06	●	785	126000	8x8	1.6
	○	1027			

TS P

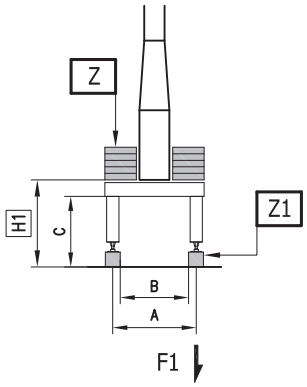

		F1 (kN)	Z (kg)	Z1 (kg)	A (m)	B (m)	C (m)	H1 (m)
TS P/03	●	635	56000	4x4000	3.8x3.8	3	4.55	5.34
	○	493						
TS P/04	●	652	60000	4x4000	4.5x4.5	3.76	4.47	5.5
	○	624						
TS P/05	●	694	84000	4x4000	6x6	5.2	4.53	5.8
	○	768						

TS TP

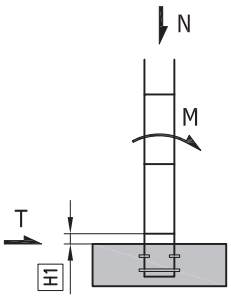

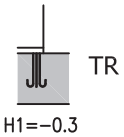

		N (kN)	T (kN)	M (kNm)	H1 (m)
TS 12/TP	●	588	24	1924	0.65
	○	502	59	2133	
TS 14/TP	●	685	31	2429	0.65
	○	600	112	4120	
TS 15/TP	●	771	37	2879	0.65
	○	686	142	6162	

IN SERVIZIO EN SERVICIO — IN SERVICE IN BETRIEB — EN SERVICE	●
FUORI SERVIZIO FUERA DE SERVICIO — OUT OF SERVICE AUSSER BETRIEB — HORS SERVICE	○
ZAVORRA di BASE LASTRE DE BASE — CENTRAL BALLAST ZENTRAL BALLASTSTEIN — LEST DE BASE	Z

*Solo per Hmax — Sólo para Hmax — Only for Hmax — Nur für Hmax — Seulement pour Hmax

TELESCOPAGGIO TELESCOPAGE — CLIMBING CRANE KLETTERKRANE — TÉLESCOPAGE

TS 12/4ES

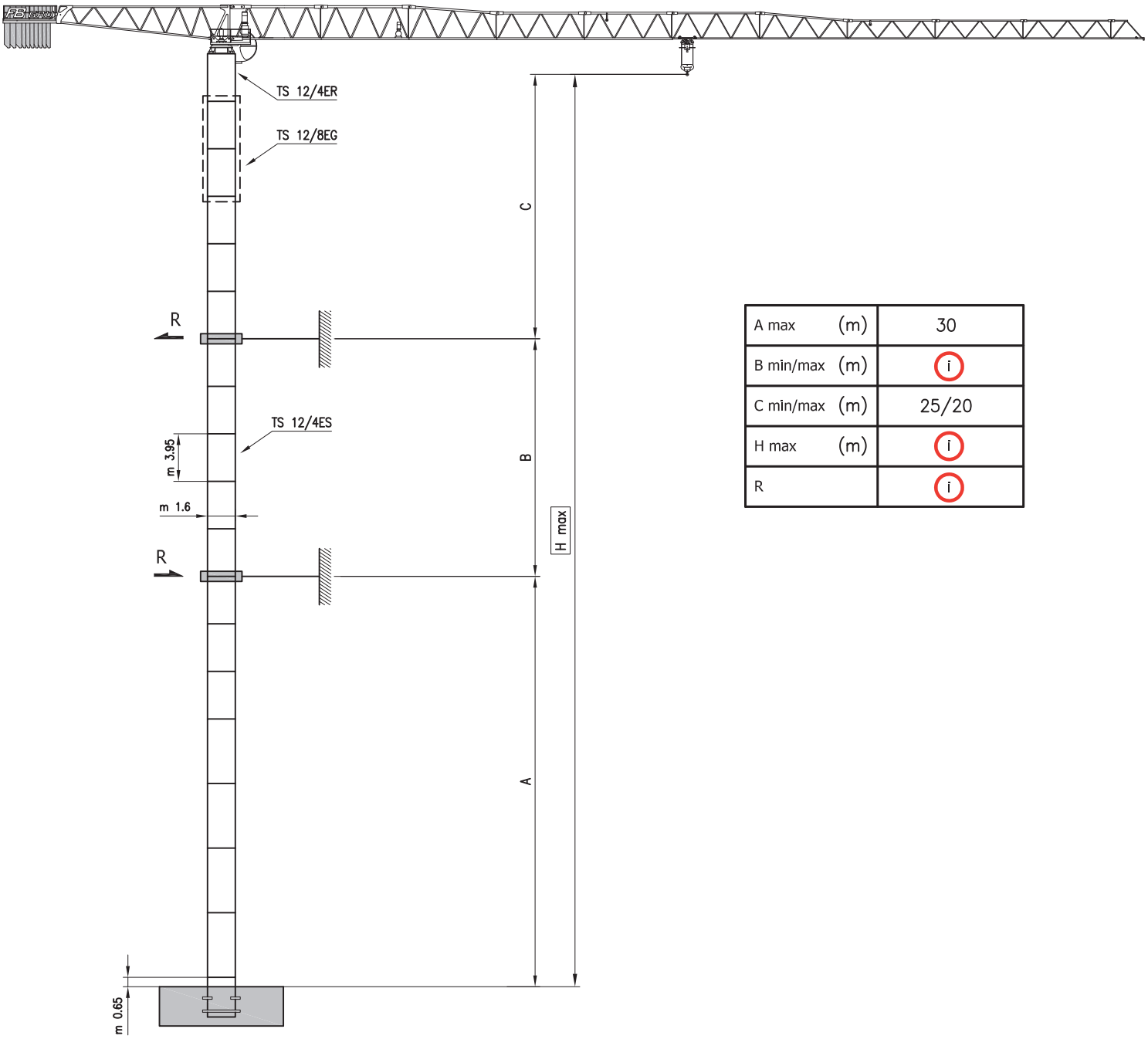

A max	(m)	30
B min/max	(m)	i
C min/max	(m)	25/20
H max	(m)	i
R		i

i *Consultateci* — Consultarnos — Consult us — Auf anfrage — Nous consulter

ZAVORRA DI CONTROBRACCIO LASTRE DE CONTRA FLECHA — COUNTER JIB BALLAST GEGENAUSLEGERBALLAST — LEST DE CONTRE-FLÈCHE

	BRACCIO (m) FLECHA — JIB AUSLEGER — FLECHE	*66*	*60*	*54.2*	*48.4*	*42.6*	*36.8*	*30.9*	*25.1*
	ZAVORRA (kg) LASTRE — BALLAST BALLAST — LEST	*17360* (6A+1B+1C)	*17360* (6A+1B+1C)	*15860* (6A+1B)	*15860* (6A+1B)	*15050* (5A+1B+1C)	*13050* (5A+1C)	*11240* (4A+1B)	*9240* (4A)

	TIPO TIPO — TYPE ART — TYPE	*A*	*B*	*C*
	PESO (kg) PESO — WEIGHT GEWICHT — POIDS	*2310*	*2000*	*1500*

MECCANISMI

MECANISMOS — MECHANISMS
ANTRIEBE — MÉCANISMES

MOVIMENTO MOVIMIENTO MOVEMENT BEWEGUNG MOUVEMENT	ALIMENTAZIONE ALIMENTACION OPERATING VOLTAGE BETRIEBSSPANNUNG TENSION DE SERVICE	PRESTAZIONI FUNCIONAMIENTOS PERFORMANCES LEISTUNGEN EXÉCUTIONS		(m)

			1ª m/1' - kg	2ª m/1' - kg	3ª m/1' - kg	4ª m/1' - kg	5ª m/1' - kg		
SOLLEVAMENTO ELEVACION — HOISTING HEBEN — LEVAGE INVERTER	400 V 50 Hz		7	12	38	72	88	kW 30	AS 30 280 Hmax 70 m
			4000	4000	4000	1500	1000		
			4	6	19	36	44		AS 30 HC 520 H max 130 m
			8000	8000	8000	3000	2000		

		1ª m/1'	2ª m/1'	3ª m/1'	4ª m/1'	
CARRELLO CARRILLO — JIB TROLLEY LAUFKATZE — DISTRIBUTION INVERTER	400 V 50 Hz	12	29	49	77	kW 4

		1ª g/1'	2ª g/1'	3ª g/1'	4ª g/1'	
ROTAZIONE ROTACION — SLEWING DREHEN — ORIENTATION INVERTER	400 V 50 Hz	0 → 0.07	0.07 → 0.19	0.19 → 0.37	0.37 → 0.8	kW N° 2 x 4

		1ª m/1'	
TRASLAZIONE TRASLACIÒN — TRAVELLING SCHIENENFAHREN — TRANSLATION INVERTER	400 V 50 Hz	0 → 20	TR 02/02 kW N° 2 x 4

		1ª m/1'	
TRASLAZIONE TRASLACIÒN — TRAVELLING SCHIENENFAHREN — TRANSLATION INVERTER	400 V 50 Hz	0 → 20	TR 02/04 kW N° 4 x 4

Conforme alle direttive CEE sul livello acustico 2000/14/CE

Conforme con las directivas CEE sobre el nivel acustico

In compliance with the EEC instructions on noise levell

Gemass EWG–Richtlinien fur den Schall–Leistungspegel

Conforme aux directives CEE sur le niveau acoustique

POTENZA RICHIESTA

POTENCIA-ELECTRICA NECESARIA — NECESSARY ELECTRIC POWER
KRAFTBEDARF — PUISSANCE ELECTRIQUE NECESSAIRE

400 V - 50 Hz	AS 30 AS 30 HC 30 kW	
	50 kVA* (42 kW)	

** Gru senza traslazione* — Grúa sin traslaciòn — Crane without travelling equipment — Krane ohne schienenfahren — Grue sans translation

Con riserva di modifiche documento commerciale non vincolante

Derecho de modificaciones reservadas documento commercial no contractual

Subject to change without notice commercial document not legally binding

Anderungen vorbehalten Unverblindiches Vertriebsdokument

Modifications réservées document commercial non contractuel

DENOMINAZIONE

DENOMINACION – DENOMINATION
BENENNUNG – DÈNOMINATION

Pos. Pos. Item Pos. Rep.	DENOMINAZIONE Denominacion Denomination Benennung Dènomination		Q.tà Cant. Qty. Anz. Qte.	L	B	H	(kg)
				(m)			
1	*Elemento di braccio 1* Tramo de flecha 1 – Jib element 1 Auslegerschuss 1 – Element de flèche 1		1	6.06	1.21	2.35	2755
2	*Elemento di braccio 2* Tramo de flecha 2 – Jib element 2 Auslegerschuss 2 – Element de flèche 2		1	6.05	1.17	2.3	1440
3	*Elemento di braccio 3* Tramo de flecha 3 – Jib element 3 Auslegerschuss 3 – Element de flèche 3		1	6.10	1.17	2.3	1035
4	*Elementi di braccio 4 - 5 - 6* Tramos de flecha 4–5–6 – Jib elements 4–5–6 Auslegerschuss 4–5–6 – Elements de flèche 4–5–6		1 1 1	6.05	1.17	1.86	925 790 730
5	*Elemento di braccio 7* Tramo de flecha 7 – Jib element 7 Auslegerschuss 7 – Element de flèche 7		1	6.04	1.17	1.86	550
6	*Elementi di braccio 8 - 9* Tramos de flecha 8–9 – Jib elements 8–9 Auslegerschuss 8–9 – Elements de flèche 8–9		1 1	6.01 6	1.17	1.3 1.29	510 415
7	*Elementi di braccio 10 - 11* Tramos de flecha 10–11 – Jib elements 10–11 Auslegerschuss 10–11 – Elements de flèche 10–11		2	6	1.17	1.29	340
8	*Elemento di braccio 12* Tramo de flecha 12 – Jib element 12 Auslegerschuss 12 – Element de flèche 12		1	2.25	1.17	1.29	170
9	*Blocco di contrappeso* Lastre de contraflecha – Counter jib block Gegengewichtsballast – Contrepoids		6 1 1	2.8	1.2	0.38 0.33 0.25	2310 2000 1500
10	*Controbraccio* Contraflecha – Counter jib Gegenausleger – Contre–flèche	A B	1 1	5.6 6.4	1.15 1.41	1.75 2.35	1055 2300
11	*Telaio zavorra controbraccio* Soporte lastre contraflecha – Pod mounting for counter jib block Podest gegengewichtsballast – Châssis de contrepoids		1	3.9	2.3	1.15	1160
12	*Gruppo rotazione* Plataforma de giro – Slewing platform Drehbuhne – Porte–flèche tournant		1	1.9	2.25	1.6	2895
13	*Elemento di torre TS 12/6* Mastil – Tower element Turmschuss – Mats			5.97	1.6	1.8	2088
14	*Elemento di torre TS 12/12* Mastil – Tower element Turmschuss – Mats			11.91	1.6	1.8	3950
15	*Elemento di torre TS 14/6* Mastil – Tower element Turmschuss – Mats			5.97	2.3	2.3	3050
16	*Elemento di torre TS 15/6* Mastil – Tower element Turmschuss – Mats			5.97	2.3	2.3	3500
17	*Adattatore TS AD/03* Adaptador – Adapter Adapter – Adaptateur			5.97	2.1	2.3	2750
18	*Blocco zavorra di base per TS B/03* Lastre de base para – Base ballast block for Zentral ballaststein für – Lest de base pour			3.8	0.38	1.18	4000
19	*Blocco zavorra di base per TS B/04 e TS B/05* Lastre de base para – Base ballast block for Zentral ballaststein für – Lest de base pour	TSB/04 TSB/05		5.0 5.7	0.34	1.6	6000 7000
20	*Blocco di appoggio* Gatos – Concrete pad Fundament block – Blocs d'appui			3.0 3.2	0.8 1.0	0.74 0.95	4000 7000
21	*Crociera di base (Trave A)* Cruz de base – Cruciform base Fundament kreuz – Châssis de base	TSB/03 TSB/04 TSB/05 TSB/06	1	5.75 6.75 8.86 11.7	0.35 0.35 0.4 0.45	1.08 1.26 1.6 1.85	1660 2315 4050 6760
	Crociera di base (Trave B) Cruz de base – Cruciform base Fundament kreuz – Châssis de base	TSB/03 TSB/04 TSB/05 TSB/06	1	5.75 6.75 8.86 11.7	0.92 0.93 0.99 1.15	0.9 1.1 1.35 1.6	1515 2050 3630 6200
Opzionale Opcional Optional Optionale Option	*Braccio ausiliario* Plumin de intervencion – Auxiliary arm Hilfsgalgen – Potence d'intervention		1	2.2	0.22	0.72	110
	Argano ausiliario Mecanismo auxiliar – Auxiliary winch Hilfswinde – Treuil auxiliaire		1	0.85	0.9	0.43	170

GRU A TORRE

GHS 351

NUOVA SERIE TOPLESS!!!

GA

GA compact

GH city crane

GHS topless

FB GRU®

FB F.lli Butti s.r.l.
Via XXV Aprile, 58
23868 Valmadrera (LC) - ITALIA
Tel. 0341.581108 - Fax 0341.200253
E-mail : fbgru@fbgru.it - http://www.fbgru.it

CE

GHS 351

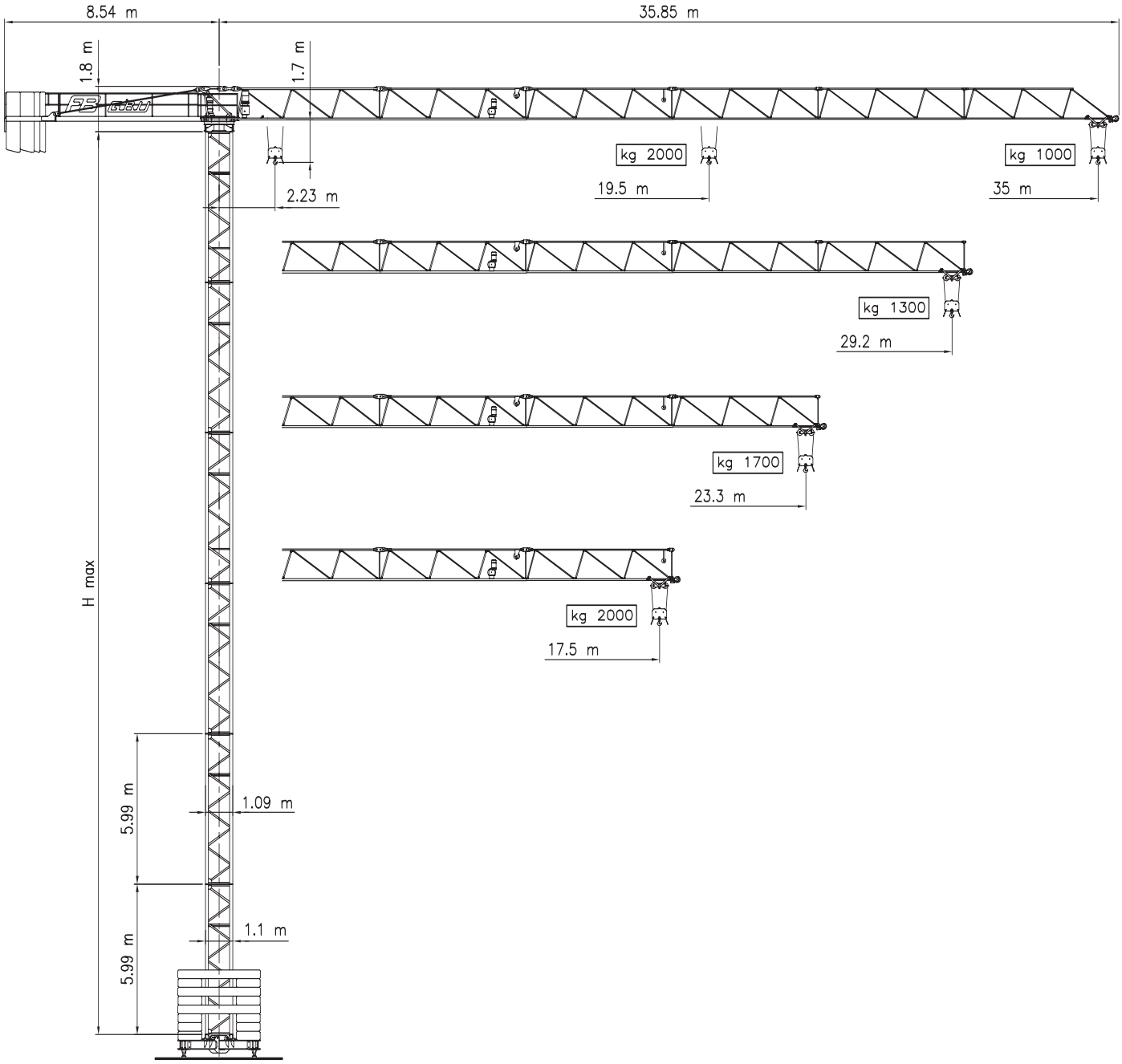

CURVE DI CARICO

CURVAS DE CARGAS — LOAD DIAGRAMS
LASTKURVEN — COURBES DE CHARGES

m	17.5	18	19.5	19.8	20	21	22	23.3	24	25	26	27	28	29.2	30	31	32	33	34	35
kg			2000	1968	1946	1846	1754	1647	1594	1523	1458	1397	1341	1279	1241	1195	1152	1112	1075	1000
				2000	1977	1874	1781	1673	1619	1547	1481	1420	1363	1300						
					2000	1905	1811	1700												
	2000																			

II (0 - 2000 kg)

HMAX/REAZIONI HMAX/REACCIONES – HMAX/REACTIONS
HMAX/ECKDRUCKE – HMAX/RÉACTIONS

Torre da m 1.09 x 1.09

Mastil de m 1.09 x 1.09 – m 1.09 x 1.09 mast
m 1.09 x 1.09 maste – mat de m 1.09 x 1.09

Altezza MAX. utile al gancio
Altura MAX. bajo gancho
MAX. height under hook
MAX. hakenhöhe
Hauteur MAX. grue

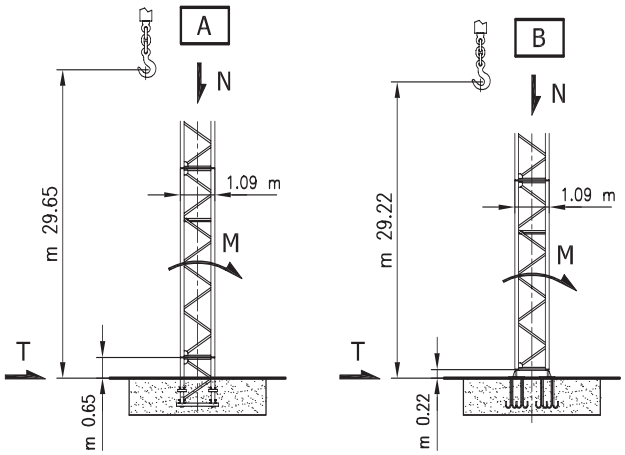

	A - B		
	N (kN)	T (kN)	M (kNm)
IN SERVIZIO EN SERVICIO – IN SERVICE IN BETRIEB – EN SERVICE	*152*	*10*	*486*
FUORI SERVIZIO FUERA DE SERVICIO – OUT OF SERVICE AUSSER BETRIEB – HORS SERVICE	*115*	*36*	*548*

Crociera di base da m 2.8 x 2.8

Cruz de base m 2.8 x 2.8 – m 2.8 x 2.8 cross base
m 2.8 x 2.8 fundament kreuz – m 2.8 x 2.8 chassis

E *Portale*
Porta – Portal
Portal – Portique

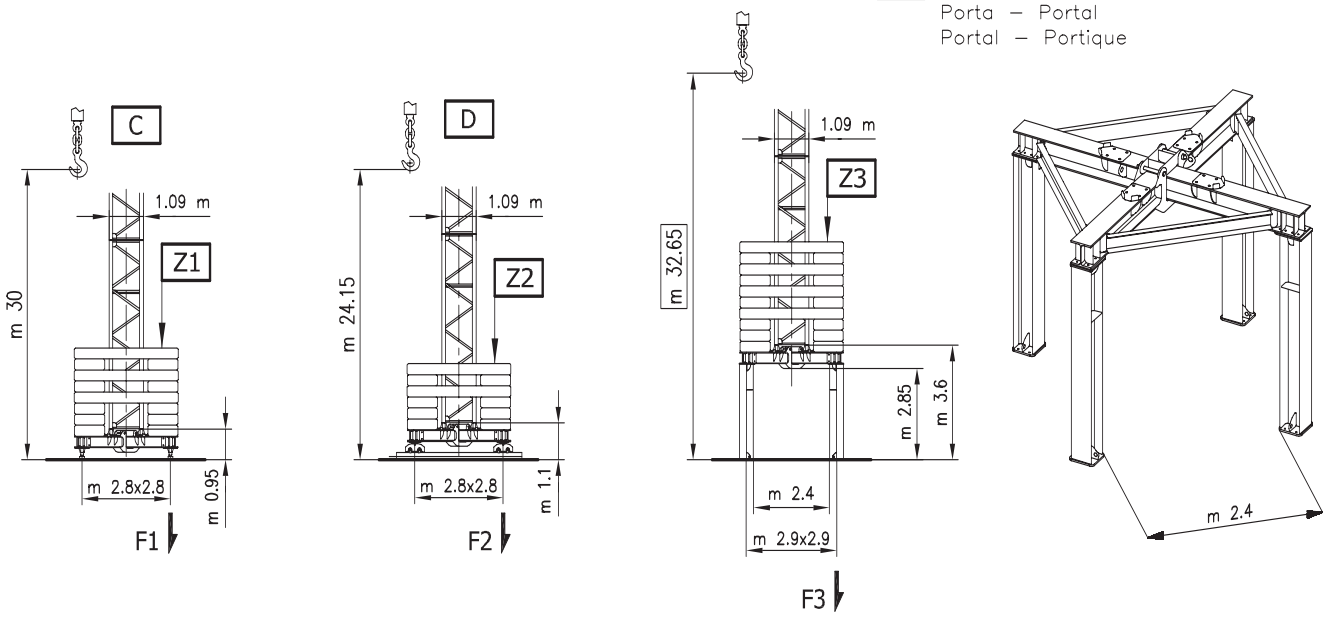

	C	D	E
	F1 (kN)	F2 (kN)	F3 (kN)
IN SERVIZIO EN SERVICIO – IN SERVICE IN BETRIEB – EN SERVICE	*267*	*231*	*307*
FUORI SERVIZIO FUERA DE SERVICIO – OUT OF SERVICE AUSSER BETRIEB – HORS SERVICE	*292*	*196*	*389*

	C	D	E
	Z1 (kg)	Z2 (kg)	Z3 (kg)
ZAVORRA DI BASE LASTRE DE BASE CENTRAL BALLAST ZENTRAL BALLASTSTEIN LEST DE BASE	*40000* N°16 2500 kg	*30000* N°12 2500 kg	*50000* N°20 2500 kg

HMAX/REAZIONI HMAX/REACCIONES – HMAX/REACTIONS
HMAX/ECKDRUCKE – HMAX/RÉACTIONS

Torre da m 1.09 x 1.09 e m 1.1 x 1.1

Mastil de m 1.09 x 1.09 y m 1.1 x 1.1 – m 1.09 x 1.09 whit m 1.1 x 1.1 masts
m 1.09 x 1.09 mit m 1.1 x 1.1 maste – mats de m 1.09 x 1.09 e m 1.1 x 1.1

Altezza MAX. utile al gancio
Altura MAX. bajo gancho
MAX. height under hook
MAX. hakenhöhe
Hauteur MAX. grue

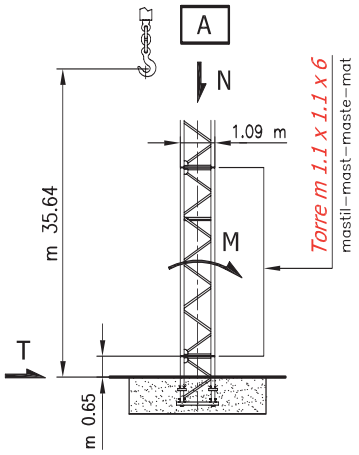

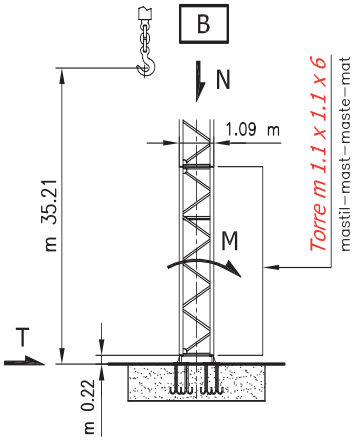

	A - B		
	N (kN)	T (kN)	M (kNm)
IN SERVIZIO EN SERVICIO – IN SERVICE IN BETRIEB – EN SERVICE	*161*	*12*	*557*
FUORI SERVIZIO FUERA DE SERVICIO – OUT OF SERVICE AUSSER BETRIEB – HORS SERVICE	*124*	*43*	*826*

Crociera di base da m 3 x 3

Cruz de base m 3 x 3 – m 3 x 3 cross base
m 3 x 3 fundament kreuz – m 3 x 3 chassis

E *Portale*
Porta – Portal
Portal – Portique

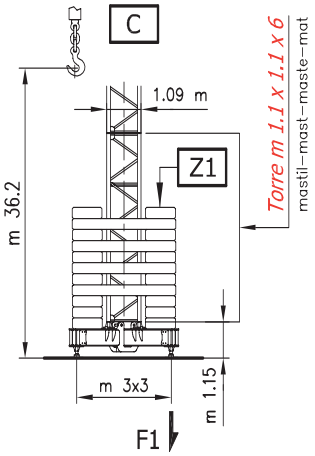

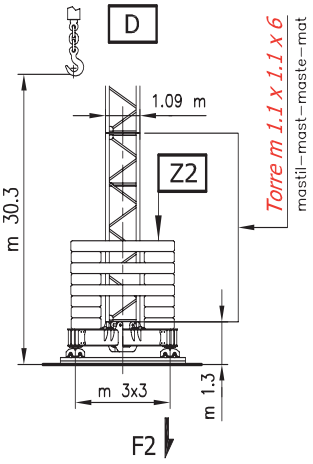

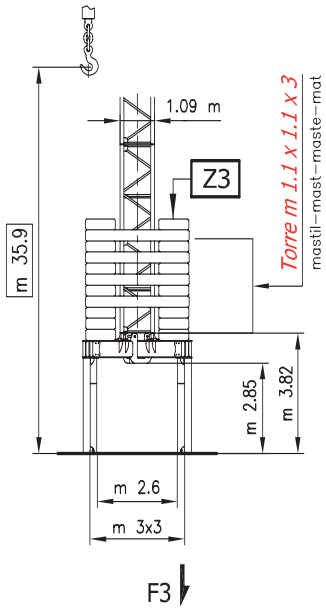

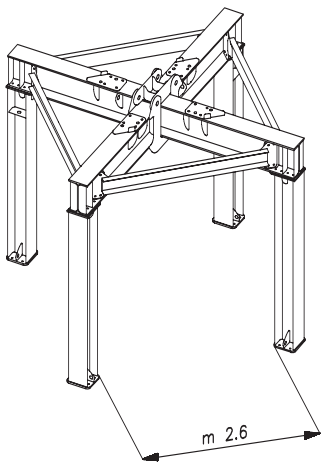

	C	D	E
	F1 (kN)	F2 (kN)	F3 (kN)
IN SERVIZIO EN SERVICIO – IN SERVICE IN BETRIEB – EN SERVICE	*316*	*267*	*322*
FUORI SERVIZIO FUERA DE SERVICIO – OUT OF SERVICE AUSSER BETRIEB – HORS SERVICE	*415*	*283*	*436*

	C	D	E
	Z1 (kg)	Z2 (kg)	Z3 (kg)
ZAVORRA DI BASE LASTRE DE BASE CENTRAL BALLAST ZENTRAL BALLASTSTEIN LEST DE BASE	*55000* N°22 2500 kg	*35000* N°14 2500 kg	*55000* N°22 2500 kg

DENOMINAZIONE

DENOMINACION – DENOMINATION
BENENNUNG – DÈNOMINATION

Pos. Pos. Item Pos. Rep.	Q.tà Cant. Qty. Anz. Qte.	DENOMINAZIONE Denominacion Denomination Benennung Dènomination		L	B	H	(kg)
				(m)			
1	1	*1° Elemento di braccio* 1° Tramo de flecha 1st Jib element Auslegerschuss 1 1 er element de flèche	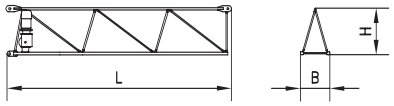	6.02	0.8	1.4	750
2	1	*2° Elemento di braccio* 1° Tramo de flecha 1st Jib element Auslegerschuss 1 1 er element de flèche	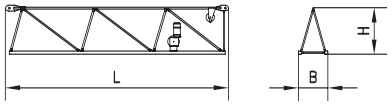	6.01	0.8	1.31	510
3	1	*Elemento di braccio* Tramo de flecha Jib element Auslegerschuss Element de flèche	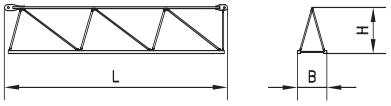	5.98	0.8	1.3	310
	1			5.95	0.8	1.28	255
	1			5.91	0.8	1.27	230
4	1	*Elemento di braccio* Tramo de flecha Jib element Auslegerschuss Element de flèche	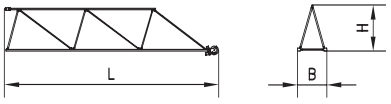	5.90	0.8	1.25	185
5	1	*Controbraccio* Contraflecha Counter jib Gegenausleger Contre–flèche	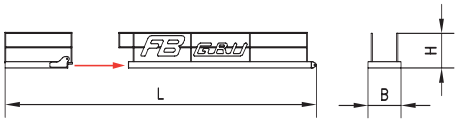	7.95	0.8	1.12	890
6	1	*Gruppo rotazione* Plataforma de giro Slewing platform Drehbuhne Porte–flèche tournant	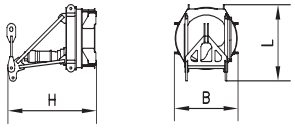	1.55	1.3	1.81	1215
7	2	*Blocco di contrappeso* Lastre de contraflecha Counter jib blok Gegengewichtsballast Contrepoids	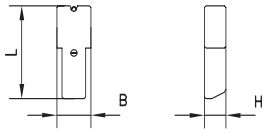	2.4	0.82	0.23	900
	2			2.4	0.82	0.55	2150
8		*Elemento di torre* Mastil Tower element Turmschuss Mats	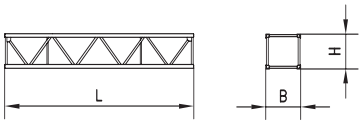	5.99	1.09	1.09	850
9		*Elemento di torre* Mastil Tower element Turmschuss Mats	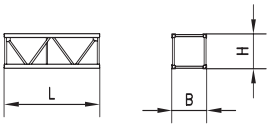	3.03	1.1	1.1	700
10		*Elemento di torre* Mastil Tower element Turmschuss Mats	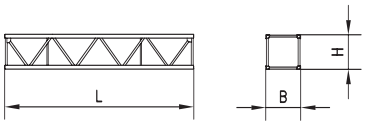	5.99	1.1	1.1	1180
11		*Blocco zavorra di base* Lastre de base Base ballast blok Zentral ballaststein Lest de base	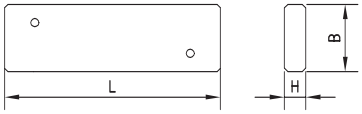	3.28	0.95	0.35	2500
12	2	*Crociera di base* Cruz de base Cruciform base Fundament kreuz Châssis de base	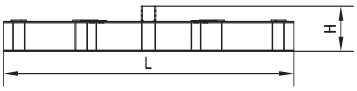 2.8x2.8	4.34	0.66	0.54	2250
	2		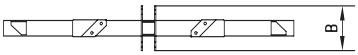 3x3	4.62	0.78	0.73	2950

MECCANISMI

MECANISMOS — MECHANISMS
ANTRIEBE — MÉCANISMES

MOVIMENTO MOVIMIENTO MOVEMENT BEWEGUNG MOUVEMENT	ALIMENTAZIONE ALIMENTACION OPERATING VOLTAGE BETRIEBSSPANNUNG TENSION DE SERVICE	PRESTAZIONI FUNCIONAMIENTOS PERFORMANCES LEISTUNGEN EXÉCUTIONS			POTENZA NECESSARIA POTENCIA NECESARIA POWER REQUIREMENT KRAFTE DARF PUISSANCE NÉCESSAIRE
		▷ m/1' - kg	▷▷ m/1' - kg	▷▷▷ m/1' - kg	
SOLLEVAMENTO ELEVACION — HOISTING HEBEN — LEVAGE INVERTER	400 V 50 Hz	5 ↓↑	26 ↑ / 27 ↓	40 ↑ / 42 ↓	kW 9.2
		2000	2000	1000	
		▷ m/1'	▷▷ m/1'	▷▷▷ m/1'	
CARRELLO CARRILLO — JIB TROLLEY LAUFKATZE — DISTRIBUTION INVERTER	400 V 50 Hz	16	28	42	kW 2.2
		▷ g/1'	▷▷ g/1'	▷▷▷ g/1'	
ROTAZIONE ROTACION — SLEWING DREHEN — ORIENTATION INVERTER	400 V 50 Hz	0 → 0.2	0.2 → 0.6	0.6 → 0.98	kW 4
			▷ m/1'		
TRASLAZIONE TRASLACIÒN — TRAVELLING SCHIENENFAHREN — TRANSLATION INVERTER	400 V 50 Hz	D (m 2.8x2.8) (m 3x3)	0 → 20		kW N° 2 x 3

Conforme alle direttive CEE sul livello acustico 2000/14/CE

Conforme con las directivas CEE sobre el nivel acustico

In compliance with the EEC instructions on noise levell

Gemass EWG-Richtlinien fur den Schall-Leistungspegel

Conforme aux directives CEE sur le niveau acoustique

POTENZA RICHIESTA

POTENCIA-ELECTRICA NECESARIA — NECESSARY ELECTRIC POWER
KRAFTBEDARF — PUISSANCE ELECTRIQUE NECESSAIRE

ALIMENTAZIONE TRIFASE TRIFASICA — THREE PHASE DREIPHASIGE — TRIPHASE	15 kw	400 V - 50 Hz	SOLLEVAMENTO ELEVACION — HOISTING HEBEN — LEVAGE	kg 2000

Gru senza traslazione — Grúa sin traslaciòn — Crane without travelling equipment — Krane ohne schienenfahren — Grue sans translation

ZAVORRA DI CONTROBRACCIO

LASTRE DE CONTRA FLECHA — COUNTER JIB BALLAST
GEGENAUSLEGERBALLAST — LEST DE CONTRE-FLÈCHE

	BRACCIO (m) FLECHA — JIB AUSLEGER — FLECHE	35	29.2	23.3	17.5
	ZAVORRA (kg) LASTRE — BALLAST BALLAST — LEST	6100	5200	4300	3050

	TIPO TIPO — TYPE ART — TYPE	A	B
	PESO (kg) PESO — WEIGHT GEWICHT — POIDS	2150	900

Con riserva di modifiche — Derecho de modificaciones reservadas — Subject to change without notice — Anderungen vorbehalten — Modifications réservées

GRU A TORRE

GHS 351 | 4000



GA

GA compact

GH city crane

GHS topless

FB GRU®

FB F.lli Butti s.r.l.

Via XXV Aprile, 58
23868 Valmadrera (LC) - ITALIA
Tel. 0341.581108 - Fax 0341.200253
E-mail : fbgru@fbgru.it - http://www.fbgru.it

CE

FEM 1.001 - A3
EN 14439 - C25

GHS 351 - 4000

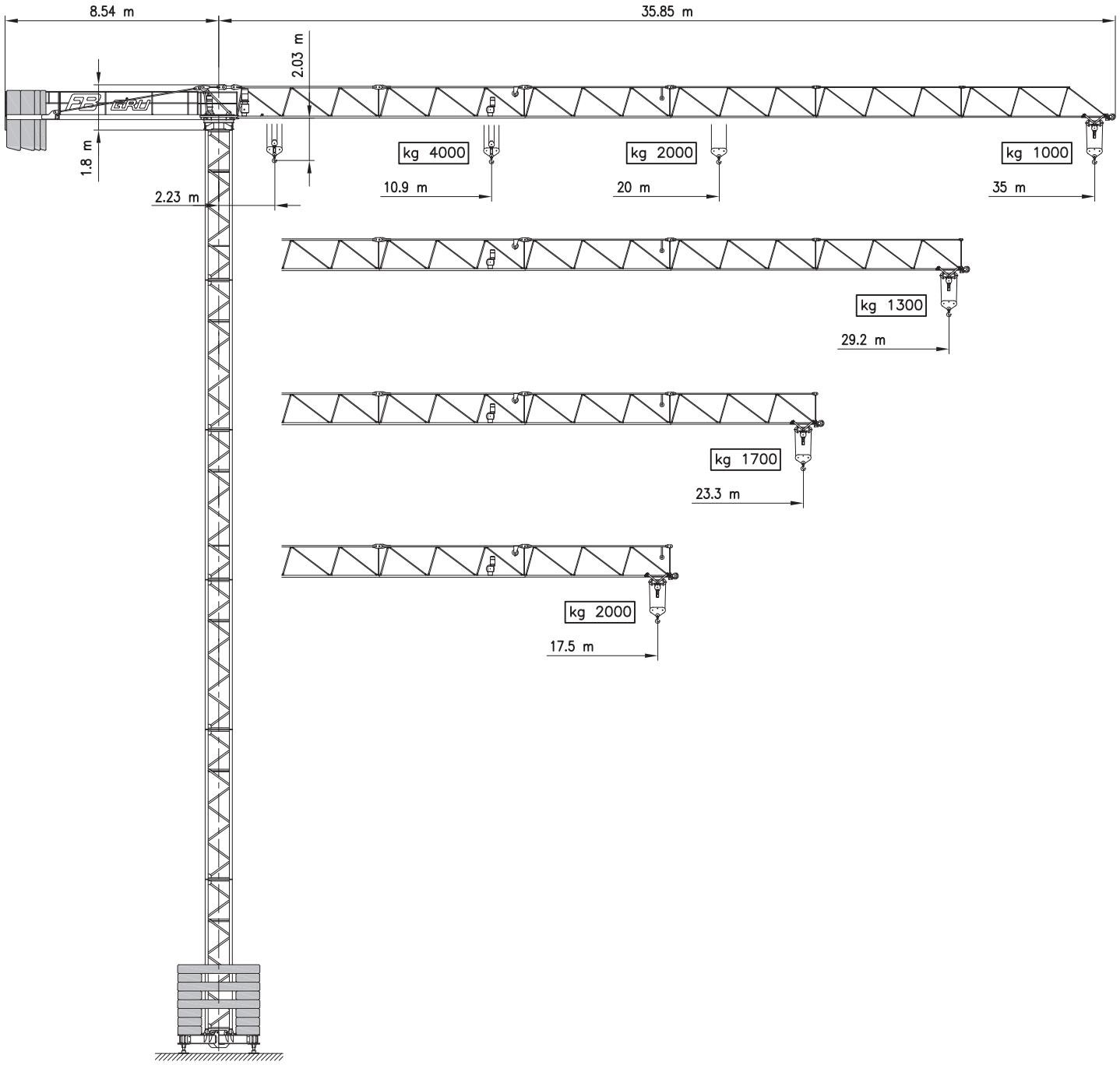

CURVE DI CARICO

CURVAS DE CARGAS — LOAD DIAGRAMS
LASTKURVEN — COURBES DE CHARGES

m	9.6	10.9	11.1	13	15	17	17.5	19	20	20.3	20.5	22	23.3	24	26	28	29.2	31	33	35
kg		4000	3906	3259	2762	2386	2306	2092	2000	1963	1940	1784	1665	1606	1457	1330	1262	1170	1080	1000
			4000	3347	2838	2453	2371	2151	2024	2015	2000	1835	1713	1653	1500	1370	1300			
			4000	3323	2817	2434	2353	2135	2009	2000	1980	1821	1700							
	4000	3437	3366	2801	2368	2040	2000													

(0 - 2000 kg)

(2001 - 4000 kg)

TORRE/REAZIONI* MASTIL/REACCIONES* — MAST/REACTIONS* MASTE/ECKDRUCKE* — MAT/RÉACTIONS*

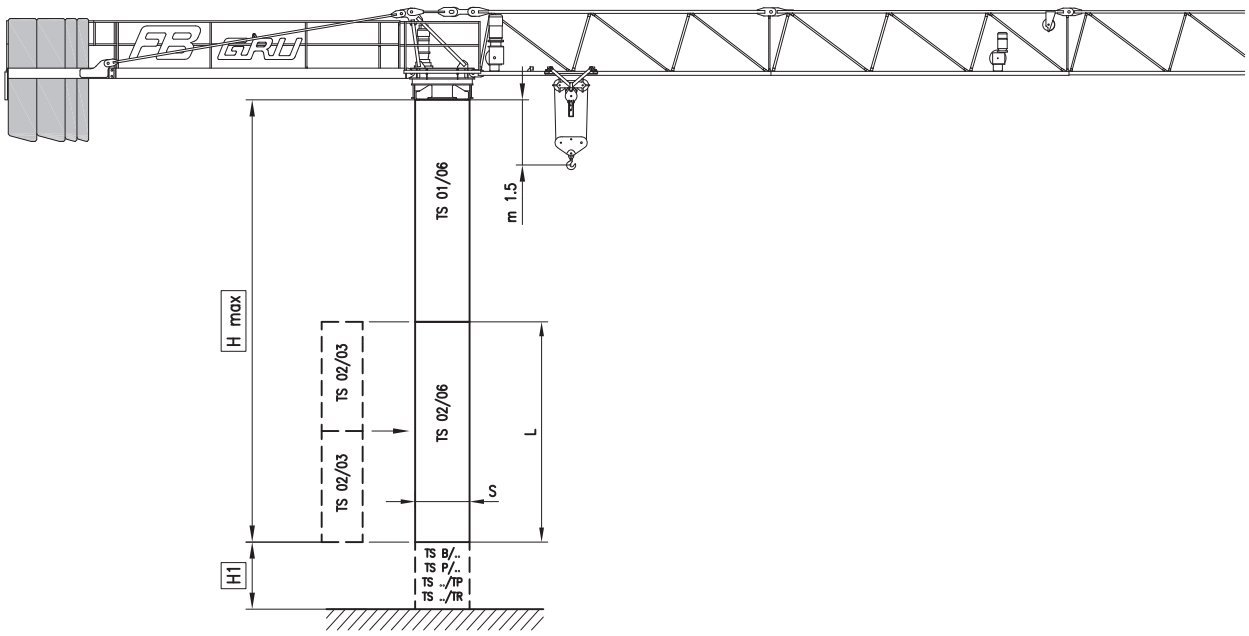

	TS 01/06	TS 02/06	TS 02/03	H max (m)
S	m 1.09	m 1.1	m 1.1	
L	m 5.99	m 5.99	m 3.03	
TS B/01	4			23.96 □
	5			29.95 ■
TS B/02	4	1		29.95 □
	5	1		35.94 ■
TS P/01	5			29.95
TS P/02	5		1	32.98
TS 01/TP	5			29.95
TS 02/TP	5	1		35.94

TS B

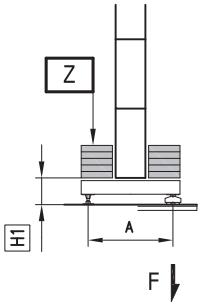

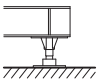

H1=H1

■ AP/01

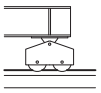

H1=+0.15

□ TR 01/02

		F (kN)	Z (kg)
TS B/01	●	293	40000
	○	266	
TS B/02	●	343	55000
	○	372	

A (m)	H1(m)
2.8x2.8	0.95
3x3	1.15

IN SERVIZIO EN SERVICIO – IN SERVICE IN BETRIEB – EN SERVICE	●
FUORI SERVIZIO FUERA DE SERVICIO – OUT OF SERVICE AUSSER BETRIEB – HORS SERVICE	○
ZAVORRA di BASE LASTRE DE BASE – CENTRAL BALLAST ZENTRAL BALLASTSTEIN – LEST DE BASE	Z

**Solo per Hmax* – Sólo para Hmax – Only for Hmax – Nur für Hmax – Seulement pour Hmax

TORRE/REAZIONI* MASTIL/REACCIONES* — MAST/REACTIONS* MASTE/ECKDRUCKE* — MAT/RÉACTIONS*

TS P

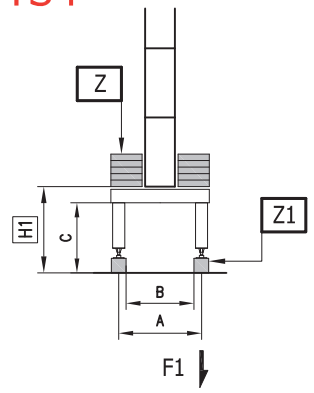

		F1 (kN)	Z (kg)	Z1 (kg)
TS P/01	●	336	40000	4x2500
	○	357		
TS P/02	●	354	45000	4x2500
	○	416		

A (m)	B (m)	C (m)	H1 (m)
2.9x2.9	2.16	3.45	4.2
3x3	2.26	3.45	4.42

TS TP/TR

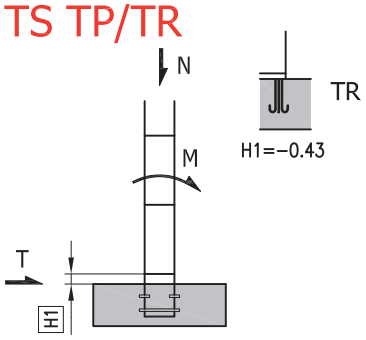

		N (kN)	T (kN)	M (kNm)
TS 01/TP TS 01/TR	●	195	11	545
	○	152	27	675
TS 02/TP TS 02/TR	●	206	13	617
	○	163	29	837

H1 (m)
0.65
0.65

IN SERVIZIO EN SERVICIO — IN SERVICE IN BETRIEB — EN SERVICE	●
FUORI SERVIZIO FUERA DE SERVICIO — OUT OF SERVICE AUSSER BETRIEB — HORS SERVICE	○
ZAVORRA di BASE LASTRE DE BASE — CENTRAL BALLAST ZENTRAL BALLASTSTEIN — LEST DE BASE	Z

**Solo per Hmax* — Sólo para Hmax — Only for Hmax — Nur für Hmax — Seulement pour Hmax

ZAVORRA DI CONTROBRACCIO LASTRE DE CONTRA FLECHA — COUNTER JIB BALLAST GEGENAUSLEGERBALLAST — LEST DE CONTRE-FLÈCHE

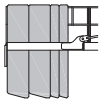	*BRACCIO (m)* FLECHA — JIB AUSLEGER — FLECHE	*35*	*29.2*	*23.3*	*17.5*
	ZAVORRA (kg) LASTRE — BALLAST BALLAST — LEST	*6100* *(2A+2B)*	*5200* *(2A+1B)*	*4300* *(2A)*	*3050* *(1A+1B)*

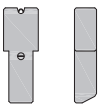	*TIPO* TIPO — TYPE ART — TYPE	*A*	*B*
	PESO (kg) PESO — WEIGHT GEWICHT — POIDS	*2150*	*900*

MECCANISMI

MECANISMOS — MECHANISMS
ANTRIEBE — MÉCANISMES

MOVIMENTO MOVIMIENTO MOVEMENT BEWEGUNG MOUVEMENT	ALIMENTAZIONE ALIMENTACION OPERATING VOLTAGE BETRIEBSSPANNUNG TENSION DE SERVICE	PRESTAZIONI FUNCIONAMIENTOS PERFORMANCES LEISTUNGEN EXÉCUTIONS					(m)
			1ª m/1' - kg	2ª m/1' - kg	3ª m/1' - kg		
SOLLEVAMENTO ELEVACION — HOISTING HEBEN — LEVAGE INVERTER	400 V 50 Hz		5	26	40	kW 9.2	AS 9 80 Hmax 40 m
			2000	2000	1000		
			3	13	20		AS 9 HC 180 H max 40 m
			4000	4000	2000		
			1ª m/1'	2ª m/1'	3ª m/1'		
CARRELLO CARRILLO — JIB TROLLEY LAUFKATZE — DISTRIBUTION INVERTER	400 V 50 Hz		18	30	50	kW 2.2	
			1ª g/1'	2ª g/1'	3ª g/1'		
ROTAZIONE ROTACION — SLEWING DREHEN — ORIENTATION INVERTER	400 V 50 Hz		0 → 0.2	0.2 → 0.6	0.6 → 0.98	kW 4	
			1ª m/1'				
TRASLAZIONE TRASLACIÒN — TRAVELLING SCHIENENFAHREN — TRANSLATION INVERTER	400 V 50 Hz		0 → 20			kW N° 2 x 3	

Conforme alle direttive CEE sul livello acustico 2000/14/CE

Conforme con las directivas CEE sobre el nivel acustico

In compliance with the EEC instructions on noise levell

Gemass EWG–Richtlinien fur den Schall–Leistungspegel

Conforme aux directives CEE sur le niveau acoustique

POTENZA RICHIESTA

POTENCIA-ELECTRICA NECESARIA — NECESSARY ELECTRIC POWER
KRAFTBEDARF — PUISSANCE ELECTRIQUE NECESSAIRE

400 V - 50 Hz	AS 9 AS 9 HC	9.2 kW
	15 kVA* (12 kW)	

** Gru senza traslazione* — Grúa sin traslaciòn — Crane without travelling equipment — Krane ohne schienenfahren — Grue sans translation

Con riserva di modifiche documento commerciale non vincolante

Derecho de modificaciones reservadas documento commercial no contractual

Subject to change without notice commercial document not legally binding

Anderungen vorbehalten Unverblindiches Vertriebsdokument

Modifications réservées document commercial non contractuel

DENOMINAZIONE

DENOMINACION — DENOMINATION
BENENNUNG — DÈNOMINATION

Pos. Pos. Item Pos. Rep.	DENOMINAZIONE Denominacion Denomination Benennung Dènomination	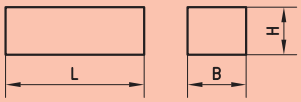	Q.tà Cant. Qty. Anz. Qte.	L	B	H	(kg)
				(m)			
1	*Elemento di braccio 1* Tramo de flecha 1 — Jib element 1 Auslegerschuss 1 — Element de flèche 1	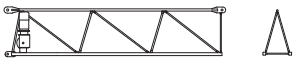	1	6.02	0.8	1.4	775
2	*Elemento di braccio 2* Tramo de flecha 2 — Jib element 2 Auslegerschuss 2 — Element de flèche 2	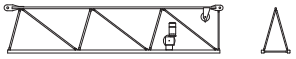	1	6.01	0.8	1.31	530
3	*Elementi di braccio 3 - 4 - 5* Tramos de flecha 3–4–5 — Jib elements 3–4–5 Auslegerschuss 3–4–5 — Elements de flèche 3–4–5	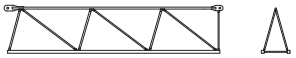	1 1 1	5.98 5.95 5.91	0.8	1.3 1.28 1.27	345 280 230
4	*Elementi di braccio 6* Tramos de flecha 6 — Jib elements 6 Auslegerschuss 6 — Elements de flèche 6	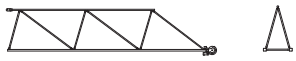	1	5.90	0.8	1.25	195
5	*Controbraccio parte A* Contraflecha — Counter jib Gegenausleger — Contre–flèche	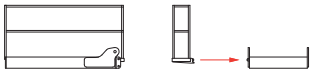	1	2.25	1.25	1.22	253
6	*Controbraccio parte B* Contraflecha — Counter jib Gegenausleger — Contre–flèche		1	5.95	0.8	1.22	560
7	*Tiranti* Tirantes — Tie–rods Abspannung — Hauban		2	5.95	0.45	0.17	65
8	*Gruppo rotazione* Plataforma de giro — Slewing platform Drehbuhne — Porte–flèche tournant	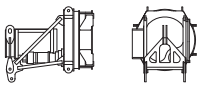	1	1.55	1.3	1.81	1230
9	*Blocco di contrappeso* Lastre de contraflecha — Counter jib block Gegengewichtsballast — Contrepoids		2 2	2.4 2.4	0.82 0.82	0.23 0.55	900 2150
10	*Elemento di torre TS 01/06* Mastil — Tower element Turmschuss — Mats	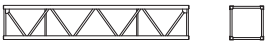		5.99	1.09	1.09	850
11	*Elemento di torre TS 02/03* Mastil — Tower element Turmschuss — Mats	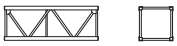		3.03	1.1	1.1	700
12	*Elemento di torre TS 02/06* Mastil — Tower element Turmschuss — Mats	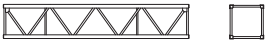		5.99	1.1	1.1	1180
13	*Blocco zavorra di base per TS B/01 e TS B/02* Lastre de base para — Base ballast block for Zentral ballaststein für — Lest de base pour			3.28	0.95	0.35	2500
14	*Blocco di appoggio* Gatos — Concrete pad Fundament block — Blocs d'appui			2.36	0.6	0.65	2500
15	*Crociera di base (Trave A)* Cruz de base — Cruciform base Fundament kreuz — Châssis de base	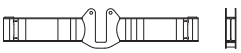 TSB/01 TSB/02	1 1	4.34 4.62	0.34 0.35	0.69 0.96	810 1120
	Crociera di base (Trave B) Cruz de base — Cruciform base Fundament kreuz — Châssis de base	 TSB/01 TSB/02	1 1	4.34 4.62	0.66 0.78	0.54 0.78	750 970

GRU A TORRE

GHS 401 | 4000



GA

GA compact

GH city crane

GHS topless

FB GRU®

FB F.lli Butti s.r.l.

Via XXV Aprile, 58
23868 Valmadrera (LC) - ITALIA
Tel. 0341.581108 - Fax 0341.200253
E-mail : fbgru@fbgru.it - http://www.fbgru.it

CE

FEM 1.001 - A3
EN 14439 - C25

GHS 401 - 4000

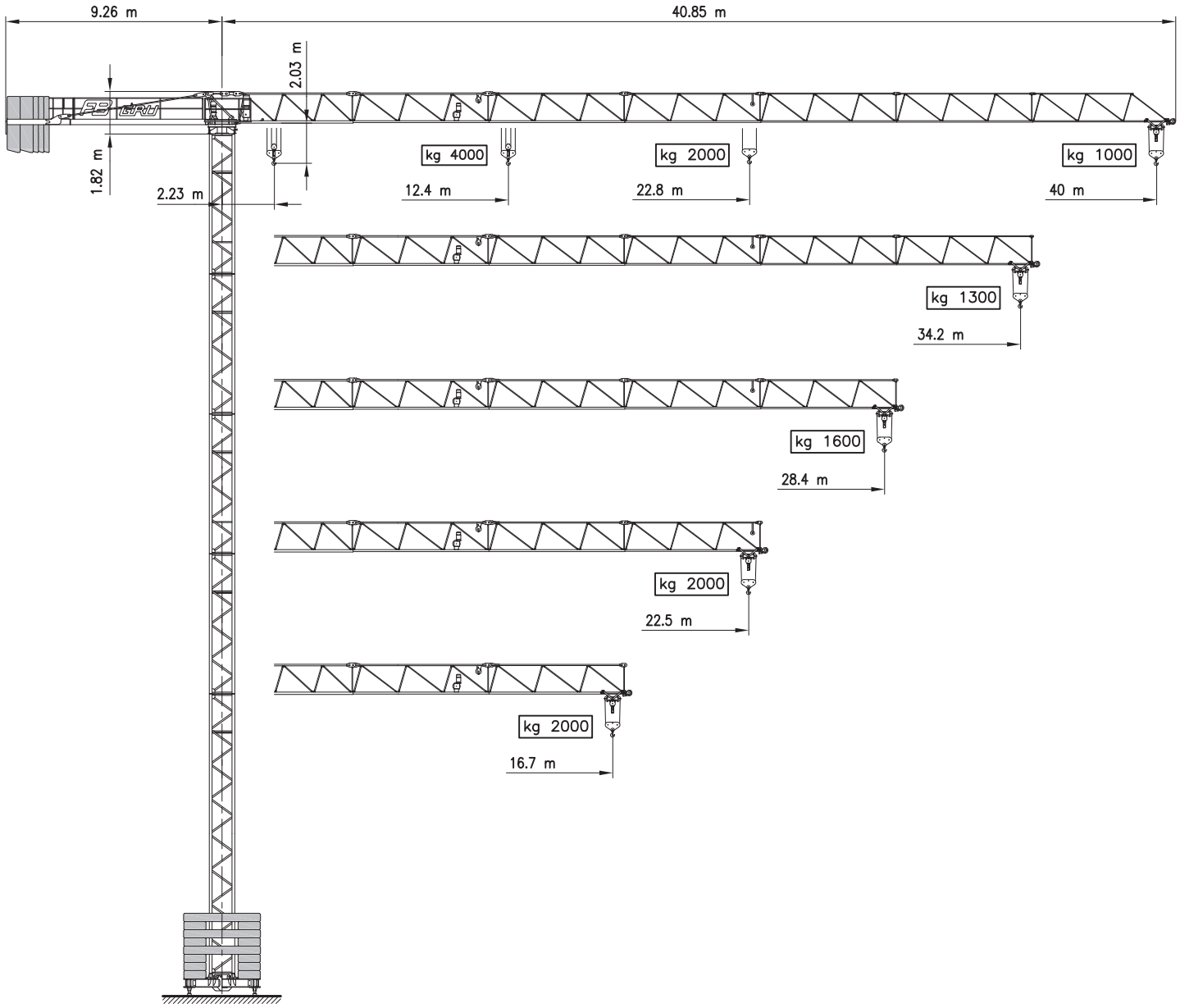

CURVE DI CARICO

CURVAS DE CARGAS — LOAD DIAGRAMS
LASTKURVEN — COURBES DE CHARGES

m	9.1	10	12.2	12.4	12.8	13	15	16.7	17	19	21	22.5	22.8	23.5	24	26	28.4	30	32	34.2	36	38	40
kg				4000	3846	3779	3210	2837	2779	2442	2171	2010	2000	1929	1882	1711	1538	1439	1329	1223	1146	1069	1000
						4000	3390	2998	2938	2583	2299	2119	2086	2013	2000	1813	1632	1527	1411	1300			
					4000	3917	3329	2943	2884	2536	2256	2079	2047	2000	1955	1779	1600						
			4000	3930	3791	3724	3163	2795	2738	2406	2138	2000											
	4000	3602	2858	2804	2702	2653	2240	2000															

(0 - 2000 kg)

(2001 - 4000 kg)

TORRE/REAZIONI* MASTIL/REACCIONES* — MAST/REACTIONS* MASTE/ECKDRUCKE* — MAT/RÉACTIONS*

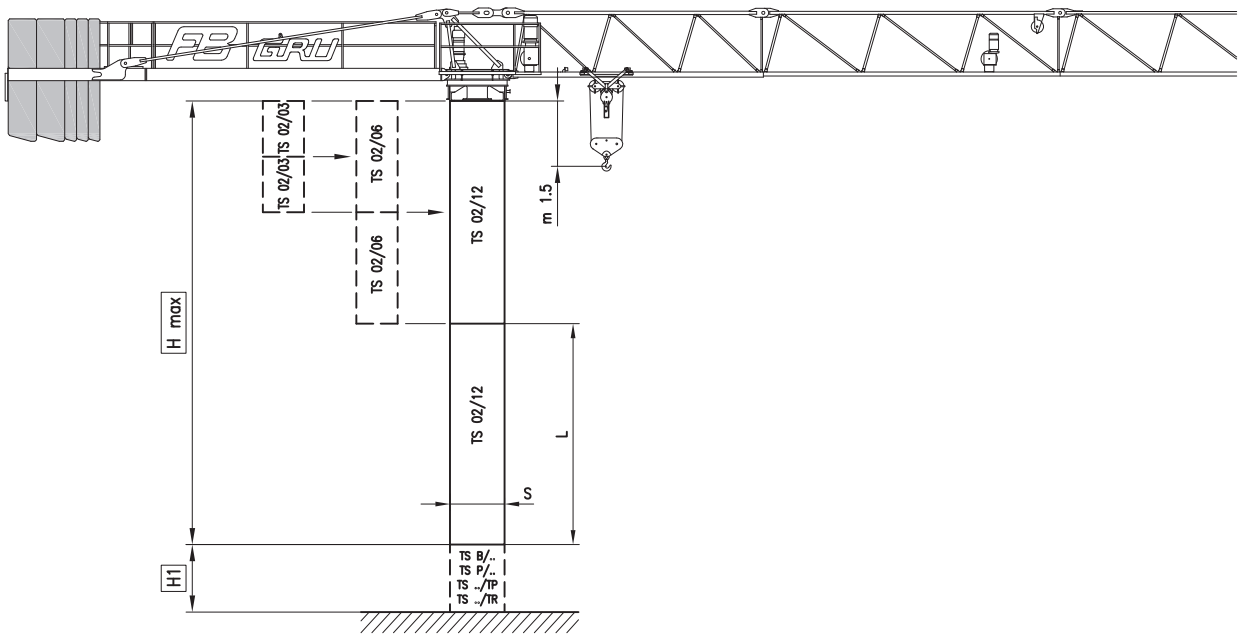

	TS 02/12	TS 02/06	TS 02/03	H max (m)
S	m 1.1	m 1.1	m 1.1	
L	m 11.9	m 5.99	m 3.03	
TS B/01	2			23.8 □
	2	1		29.79 ■
TS B/02	2	1		29.79 □
	3			35.7 ■
TS P/01	2	1		29.79
TS P/02	2	1	1	32.82
TS 02/TP	3			35.7

TS B

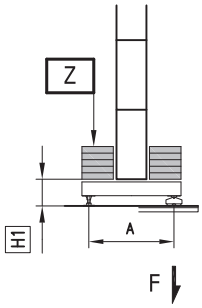

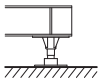

H1=H1

■ AP/01

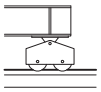

H1=+0.15

□ TR 01/02

		F (kN)	Z (kg)
TS B/01	●	319	40000
	○	272	
TS B/02	●	365	55000
	○	374	

A (m)	H1(m)
2.8x2.8	0.95
3x3	1.15

IN SERVIZIO EN SERVICIO – IN SERVICE IN BETRIEB – EN SERVICE	●
FUORI SERVIZIO FUERA DE SERVICIO – OUT OF SERVICE AUSSER BETRIEB – HORS SERVICE	○
ZAVORRA di BASE LASTRE DE BASE – CENTRAL BALLAST ZENTRAL BALLASTSTEIN – LEST DE BASE	Z

**Solo per Hmax* – Sólo para Hmax – Only for Hmax – Nur für Hmax – Seulement pour Hmax

TORRE/REAZIONI* MASTIL/REACCIONES* — MAST/REACTIONS* MASTE/ECKDRUCKE* — MAT/RÉACTIONS*

TS P

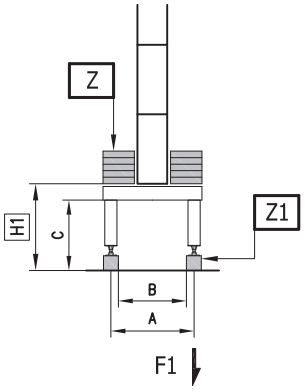

		F1 (kN)	Z (kg)	Z1 (kg)
TS P/01	●	359	40000	4x2500
	○	360		
TS P/02	●	376	45000	4x2500
	○	418		

A (m)	B (m)	C (m)	H1 (m)
2.9x2.9	2.16	3.45	4.2
3x3	2.26	3.45	4.42

TS TP/TR

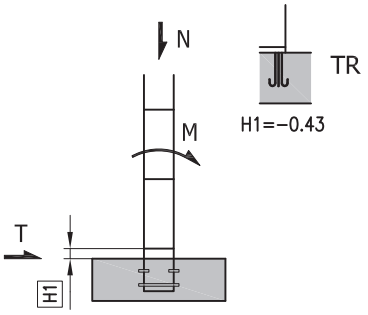

		N (kN)	T (kN)	M (kNm)
TS 02/TP	●	236	13	666
TS 02/TR	○	193	31	915

H1 (m)
0.65

IN SERVIZIO EN SERVICIO — IN SERVICE IN BETRIEB — EN SERVICE	●
FUORI SERVIZIO FUERA DE SERVICIO — OUT OF SERVICE AUSSER BETRIEB — HORS SERVICE	○
ZAVORRA di BASE LASTRE DE BASE — CENTRAL BALLAST ZENTRAL BALLASTSTEIN — LEST DE BASE	Z

**Solo per Hmax* — Sólo para Hmax — Only for Hmax — Nur für Hmax — Seulement pour Hmax

ZAVORRA DI CONTROBRACCIO LASTRE DE CONTRA FLECHA — COUNTER JIB BALLAST GEGENAUSLEGERBALLAST — LEST DE CONTRE-FLÈCHE

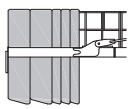

BRACCIO (m) FLECHA — JIB AUSLEGER — FLECHE	*40*	*34.2*	*28.4*	*22.5*	*16.7*
ZAVORRA (kg) LASTRE — BALLAST BALLAST — LEST	*7000* *(2A+3B)*	*6100* *(2A+2B)*	*5200* *(2A+1B)*	*4300* *(2A)*	*2700* *(3B)*

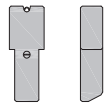

TIPO TIPO — TYPE ART — TYPE	*A*	*B*
PESO (kg) PESO — WEIGHT GEWICHT — POIDS	*2150*	*900*

MECCANISMI

MECANISMOS — MECHANISMS
ANTRIEBE — MÉCANISMES

MOVIMENTO MOVIMIENTO MOVEMENT BEWEGUNG MOUVEMENT	ALIMENTAZIONE ALIMENTACION OPERATING VOLTAGE BETRIEBSSPANNUNG TENSION DE SERVICE	PRESTAZIONI FUNCIONAMIENTOS PERFORMANCES LEISTUNGEN EXÉCUTIONS				(m)
			1ª m/1' - kg	2ª m/1' - kg	3ª m/1' - kg	
SOLLEVAMENTO ELEVACION — HOISTING HEBEN — LEVAGE INVERTER	400 V 50 Hz		5	26	40	kW 9.2
			2000	2000	1000	
			3	13	20	
			4000	4000	2000	

AS 9
80
Hmax 40 m

AS 9 HC
180
H max 40 m

		1ª m/1'	2ª m/1'	3ª m/1'	
CARRELLO CARRILLO — JIB TROLLEY LAUFKATZE — DISTRIBUTION INVERTER	400 V 50 Hz	18	30	50	kW 2.2

		1ª g/1'	2ª g/1'	3ª g/1'	
ROTAZIONE ROTACION — SLEWING DREHEN — ORIENTATION INVERTER	400 V 50 Hz	0 → 0.2	0.2 → 0.6	0.6 → 0.98	kW 4

		1ª m/1'	
TRASLAZIONE TRASLACIÒN — TRAVELLING SCHIENENFAHREN — TRANSLATION INVERTER	400 V 50 Hz	0 → 20	kW N° 2 x 3

Conforme alle direttive CEE sul livello acustico 2000/14/CE

Conforme con las directivas CEE sobre el nivel acustico

In compliance with the EEC instructions on noise levell

Gemass EWG–Richtlinien fur den Schall–Leistungspegel

Conforme aux directives CEE sur le niveau acoustique

POTENZA RICHIESTA

POTENCIA-ELECTRICA NECESARIA — NECESSARY ELECTRIC POWER
KRAFTBEDARF — PUISSANCE ELECTRIQUE NECESSAIRE

400 V - 50 Hz	AS 9 AS 9 HC 9.2 kW
	15 kVA* (12 kW)

** Gru senza traslazione* — Grúa sin traslaciòn — Crane without travelling equipment — Krane ohne schienenfahren — Grue sans translation

Con riserva di modifiche documento commerciale non vincolante

Derecho de modificaciones reservadas documento commercial no contractual

Subject to change without notice commercial document not legally binding

Anderungen vorbehalten Unverblindiches Vertriebsdokument

Modifications réservées document commercial non contractuel

DENOMINAZIONE

DENOMINACION – DENOMINATION
BENENNUNG – DÈNOMINATION

Pos. Pos. Item Pos. Rep.	DENOMINAZIONE Denominacion Denomination Benennung Dènomination	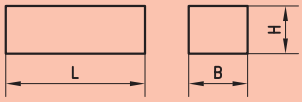	Q.tà Cant. Qty. Anz. Qte.	L	B	H	(kg)
				(m)			
1	*Elemento di braccio 1* Tramo de flecha 1 – Jib element 1 Auslegerschuss 1 – Element de flèche 1	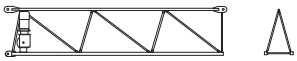	1	5.23	0.8	1.4	800
2	*Elemento di braccio 2* Tramo de flecha 2 – Jib element 2 Auslegerschuss 2 – Element de flèche 2	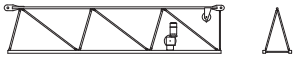	1	6.03	0.8	1.33	625
3	*Elementi di braccio 3 - 4 - 5 - 6* Tramos de flecha 3–4–5–6 – Jib elements 3–4–5–6 Auslegerschuss 3–4–5–6 – Elements de flèche 3–4–5–6	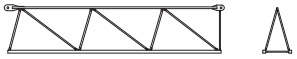	1 1 1 1	6.01 5.98 5.95 5.91	0.8	1.32 1.31 1.29 1.27	365 345 280 230
4	*Elementi di braccio 7* Tramos de flecha 7 – Jib elements 7 Auslegerschuss 7 – Elements de flèche 7	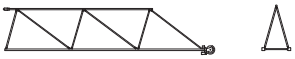	1	5.90	0.8	1.25	195
5	*Controbraccio parte A* Contraflecha – Counter jib Gegenausleger – Contre–flèche	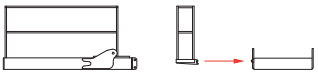	1	2.90	1.30	1.25	435
6	*Controbraccio parte B* Contraflecha – Counter jib Gegenausleger – Contre–flèche		1	5.95	0.82	1.25	690
7	*Tiranti* Tirantes – Tie–rods Abspannung – Hauban		2	6.4	0.52	0.19	95
8	*Gruppo rotazione* Plataforma de giro – Slewing platform Drehbuhne – Porte–flèche tournant	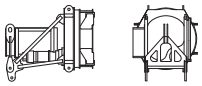	1	1.55	1.3	1.82	1420
9	*Blocco di contrappeso* Lastre de contraflecha – Counter jib block Gegengewichtsballast – Contrepoids		3 2	2.4 2.4	0.82 0.82	0.23 0.55	900 2150
10	*Elemento di torre TS 02/03* Mastil – Tower element Turmschuss – Mats			3.03	1.1	1.1	700
11	*Elemento di torre TS 02/06* Mastil – Tower element Turmschuss – Mats			5.99	1.1	1.1	1180
12	*Elemento di torre TS 02/12* Mastil – Tower element Turmschuss – Mats	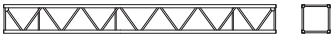		11.9	1.1	1.1	2100
13	*Blocco zavorra di base per TS B/01 e TS B/02* Lastre de base para – Base ballast block for Zentral ballaststein für – Lest de base pour			3.28	0.95	0.35	2500
14	*Blocco di appoggio* Gatos – Concrete pad Fundament block – Blocs d'appui			2.36	0.6	0.65	2500
15	*Crociera di base (Trave A)* Cruz de base – Cruciform base Fundament kreuz – Châssis de base	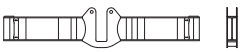 TSB/01 TSB/02	1 1	4.34 4.62	0.34 0.35	0.69 0.96	810 1120
	Crociera di base (Trave B) Cruz de base – Cruciform base Fundament kreuz – Châssis de base	 TSB/01 TSB/02	1 1	4.34 4.62	0.66 0.78	0.54 0.78	750 970

GRU A TORRE

GHS 501 | 4000

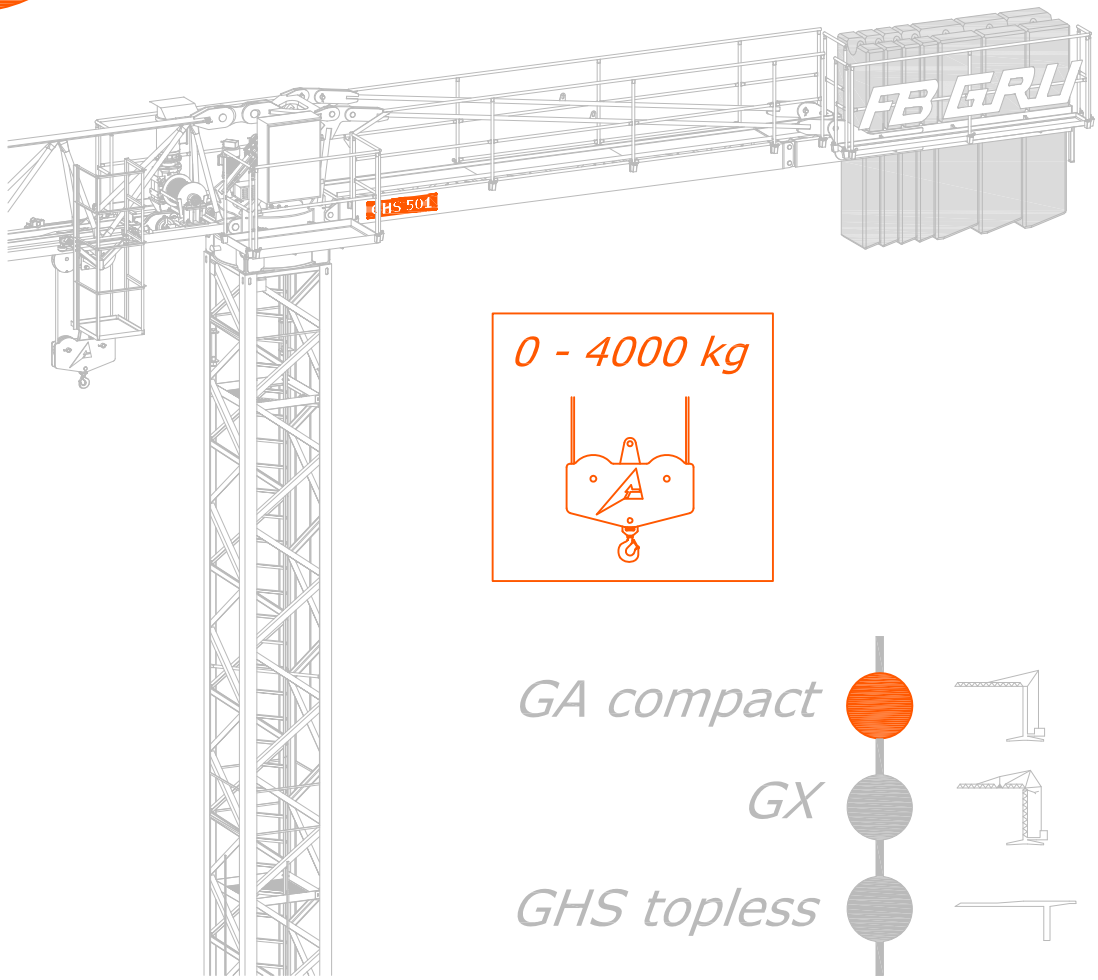

0 - 4000 kg

GA compact

GX

GHS topless

FBGRU

LIFT YOUR GOALS!

FB F.lli Butti s.r.l.
Via XXV Aprile, 58
23868 Valmadrera (LC) - Italia
Tel. 0341.581108 - Fax 0341.200253
E-mail : fbgru@fbgru.it - http://www.fbgru.it

CE

FEM 1.001 - A3
EN 14439 - C25

GHS 501 - 4000

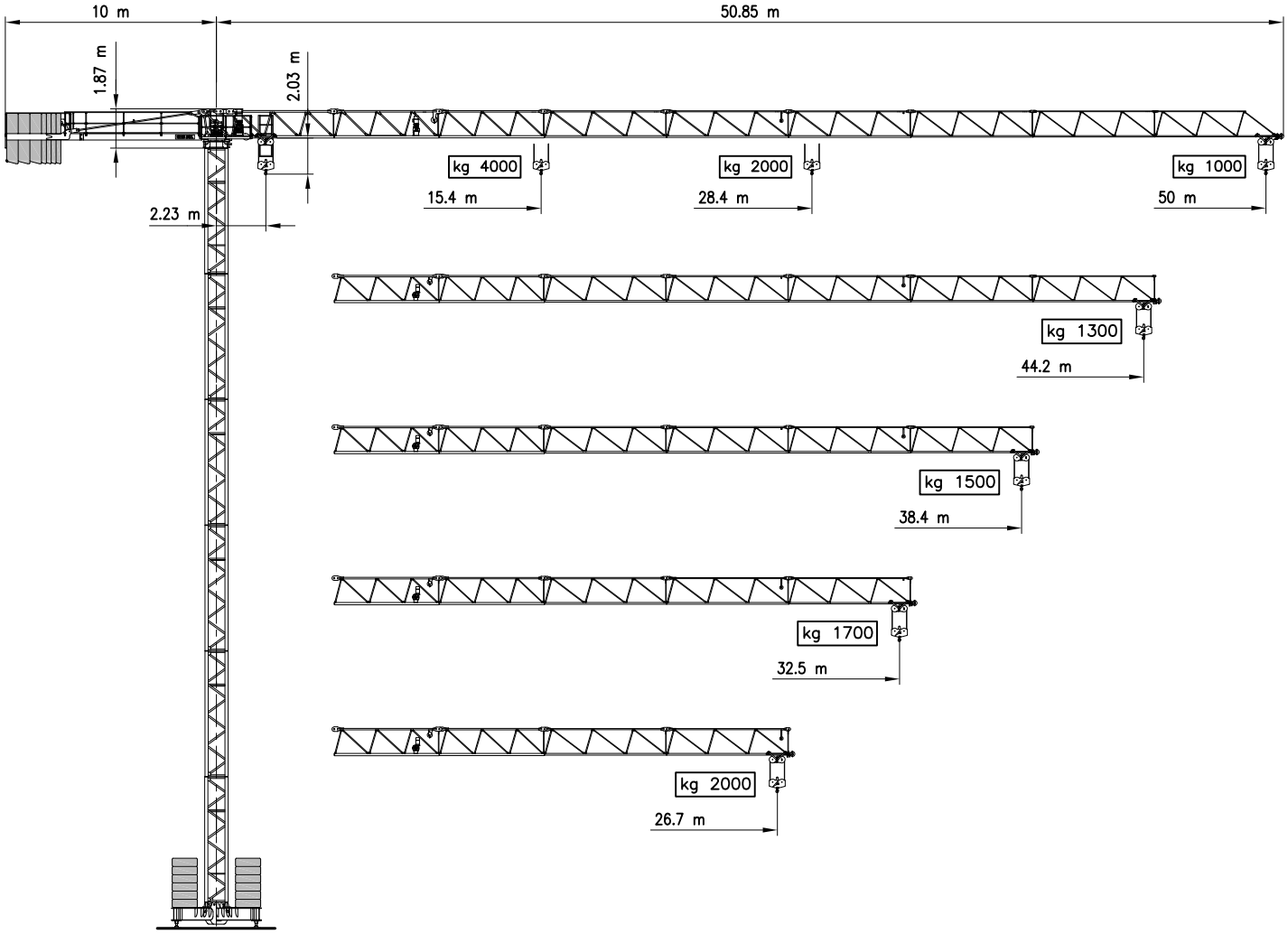

CURVE DI CARICO

CURVAS DE CARGAS — LOAD DIAGRAMS
LASTKURVEN — COURBES DE CHARGES

m	14.4	15.3	15.4	16.3	16.7	18	20	22	24	25	26.7	28.3	28.4	30.2	30.9	32.5	34	36	38.4	40	42	44.2	46	48	50
kg			4000	3739	3638	3342	2965	2658	2403	2292	2122	2011	2000	1863	1813	1708	1618	1510	1396	1327	1249	1172	1114	1054	1000
					4000	3664	3253	2919	2643	2521	2336	2183	2174	2022	2000	1883	1786	1668	1544	1469	1384	1300			
				4000	3883	3569	3168	2842	2572	2453	2272	2123	2114	2000	1943	1831	1736	1621	1500						
		4000	3969	3723	3623	3328	2952	2646	2393	2282	2112	2000	1993	1885	1805	1700									
	4000	3746	3718	3487	3392	3115	2761	2473	2234	2130	2000														

(0 - 4000 kg)

TORRE/REAZIONI* MASTIL/REACCIONES* — MAST/REACTIONS* MASTE/ECKDRUCKE* — MAT/RÉACTIONS*

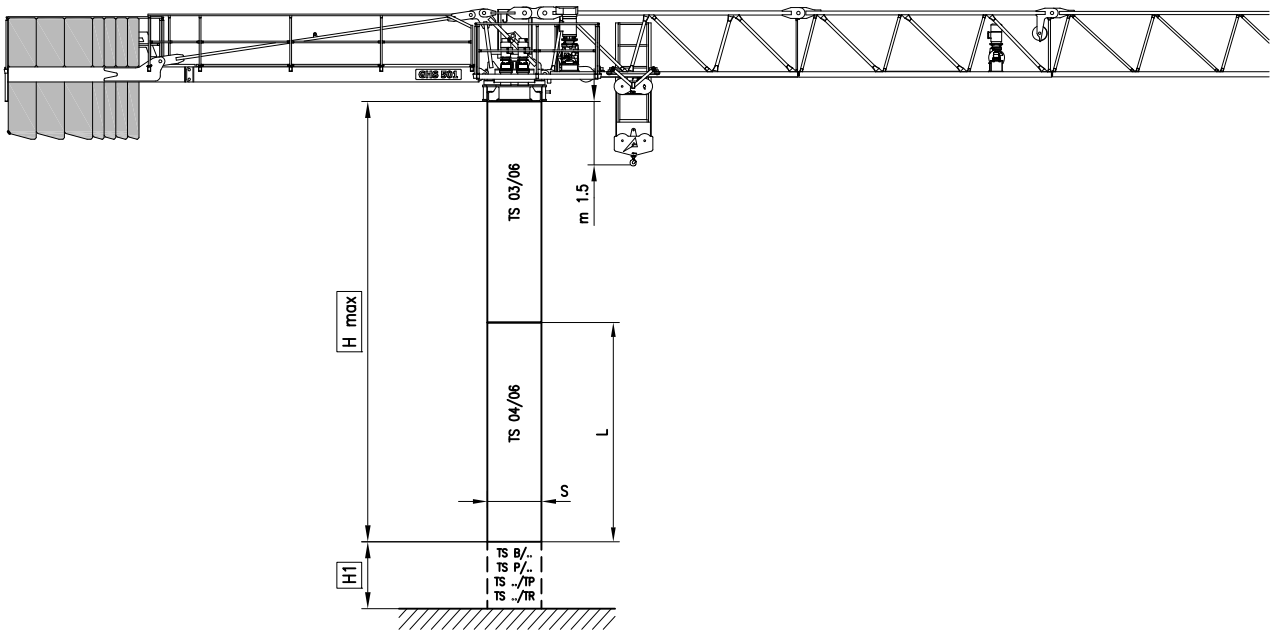

	TS 03/06	TS 04/06	H max (m)
S	m 1.1	m 1.116	
L	m 5.99	m 5.99	
TS B/03	4	1	29.95 □
	4	2	35.94 ■
TS B/04	4	1	29.95 □
	4	2	35.94 ■
TS P/03	4	2	35.94
TS P/04	4	2	35.94
TS 03/TP	4		23.96
TS 04/TP	4	2	35.94

TS B

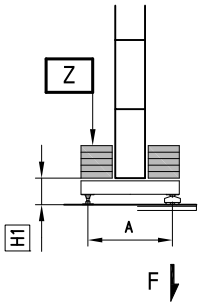

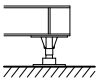

H1=H1

■ AP/01

H1=+0.15

□ TR 01/02

		F (kN)	Z (kg)
TS B/03	●	362	48000
	○	362	
TS B/04	●	309	36000
	○	308	

A (m)	H1(m)
3.8x3.8	1
4.5x4.5	1.2

IN SERVIZIO EN SERVICIO – IN SERVICE IN BETRIEB – EN SERVICE	●
FUORI SERVIZIO FUERA DE SERVICIO – OUT OF SERVICE AUSSER BETRIEB – HORS SERVICE	○
ZAVORRA di BASE LASTRE DE BASE – CENTRAL BALLAST ZENTRAL BALLASTSTEIN – LEST DE BASE	Z

*Solo per Hmax – Sólo para Hmax – Only for Hmax – Nur für Hmax – Seulement pour Hmax

TORRE/REAZIONI* MASTIL/REACCIONES* — MAST/REACTIONS* MASTE/ECKDRUCKE* — MAT/RÉACTIONS*

TS P

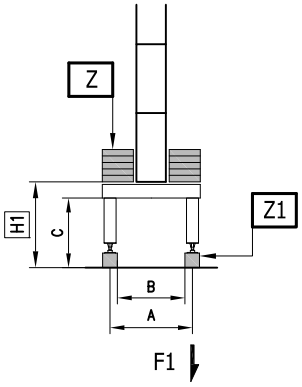

		F1 (kN)	Z (kg)	Z1 (kg)
TS P/03	●	448	56000	4x4000
	○	496		
TS P/04	●	402	48000	4x4000
	○	440		

A (m)	B (m)	C (m)	H1 (m)
3.8x3.8	3	4.55	5.34
4.5x4.5	3.76	4.47	5.5

TS TP/TR

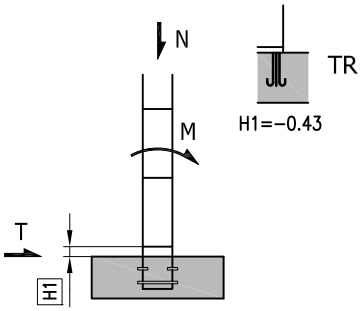

		N (kN)	T (kN)	M (kNm)	H1 (m)
TS 03/TP TS 03/TR	●	263	11	705	0.65
	○	231	32	728	
TS 04/TP TS 04/TR	●	294	14	859	0.65
	○	261	38	1135	

IN SERVIZIO EN SERVICIO – IN SERVICE IN BETRIEB – EN SERVICE	●
FUORI SERVIZIO FUERA DE SERVICIO – OUT OF SERVICE AUSSER BETRIEB – HORS SERVICE	○
ZAVORRA di BASE LASTRE DE BASE – CENTRAL BALLAST ZENTRAL BALLASTSTEIN – LEST DE BASE	Z

**Solo per Hmax* – Sólo para Hmax – Only for Hmax – Nur für Hmax – Seulement pour Hmax

ZAVORRA DI CONTROBRACCIO LASTRE DE CONTRA FLECHA — COUNTER JIB BALLAST GEGENAUSLEGERBALLAST — LEST DE CONTRE-FLÈCHE

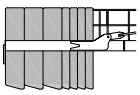

BRACCIO (m) FLECHA – JIB AUSLEGER – FLECHE	*50*	*44.2*	*38.4*	*32.6*	*26.8*
ZAVORRA (kg) LASTRE – BALLAST BALLAST – LEST	*10050* *(3A+4B)*	*9150* *(3A+3B)*	*7900* *(2A+4B)*	*6450* *(3A)*	*5200* *(2A+1B)*

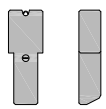

TIPO TIPO – TYPE ART – TYPE	*A*	*B*
PESO (kg) PESO – WEIGHT GEWICHT – POIDS	*2150*	*900*

MECCANISMI

MECANISMOS — MECHANISMS
ANTRIEBE — MÉCANISMES

MOVIMENTO MOVIMIENTO MOVEMENT BEWEGUNG MOUVEMENT	ALIMENTAZIONE ALIMENTACION OPERATING VOLTAGE BETRIEBSSPANNUNG TENSION DE SERVICE	PRESTAZIONI FUNCIONAMIENTOS PERFORMANCES LEISTUNGEN EXÉCUTIONS						(m)
			1ª m/1' - kg	2ª m/1' - kg	3ª m/1' - kg	4ª m/1' - kg		
SOLLEVAMENTO ELEVACION — HOISTING HEBEN — LEVAGE INVERTER	400 V 50 Hz		4	16	34	46	kW 15	AS 15 80 Hmax 40 m
			4000	4000	2000	1000		

		1ª m/1'	2ª m/1'	3ª m/1'	
CARRELLO CARRILLO — JIB TROLLEY LAUFKATZE — DISTRIBUTION INVERTER	400 V 50 Hz	19	42	61	kW 3

		1ª g/1'	2ª g/1'	3ª g/1'	
ROTAZIONE ROTACION — SLEWING DREHEN — ORIENTATION INVERTER	400 V 50 Hz	0 → 0.15	0.15 → 0.49	0.49 → 0.9	kW N° 2 x 3

		1ª m/1'	
TRASLAZIONE TRASLACIÒN — TRAVELLING SCHIENENFAHREN — TRANSLATION INVERTER	400 V 50 Hz	0 → 20	kW N° 2 x 3

Conforme alle direttive CEE sul livello acustico 2000/14/CE

Conforme con las directivas CEE sobre el nivel acustico

In compliance with the EEC instructions on noise levell

Gemass EWG–Richtlinien fur den Schall–Leistungspegel

Conforme aux directives CEE sur le niveau acoustique

POTENZA RICHIESTA

POTENCIA-ELECTRICA NECESARIA — NECESSARY ELECTRIC POWER
KRAFTBEDARF — PUISSANCE ELECTRIQUE NECESSAIRE

400 V - 50 Hz	AS 15 15 kW	
	18 kVA* (15 kW)	

** Gru senza traslazione* — Grúa sin traslaciòn — Crane without travelling equipment — Krane ohne schienenfahren — Grue sans translation

Con riserva di modifiche documento commerciale non vincolante

Derecho de modificaciones reservadas documento commercial no contractual

Subject to change without notice commercial document not legally binding

Anderungen vorbehalten Unverblindiches Vertriebsdokument

Modifications réservées document commercial non contractuel

DENOMINAZIONE

DENOMINACION – DENOMINATION
BENENNUNG – DÈNOMINATION

Pos. Pos. Item Pos. Rep.	DENOMINAZIONE Denominacion Denomination Benennung Dènomination	L / B / H	Q.tà Cant. Qty. Anz. Qte.	L (m)	B (m)	H (m)	(kg)
1	*Elemento di braccio 1* Tramo de flecha 1 – Jib element 1 Auslegerschuss 1 – Element de flèche 1		1	5.28	0.91	1.5	1300
2	*Elemento di braccio 2* Tramo de flecha 2 – Jib element 2 Auslegerschuss 2 – Element de flèche 2		1	5.25	0.87	1.37	830
3	*Elemento di braccio 3* Tramo de flecha 3 – Jib element 3 Auslegerschuss 3 – Element de flèche 3		1	5.23	0.8	1.35	465
4	*Elemento di braccio 4* Tramo de flecha 4 – Jib element 4 Auslegerschuss 4 – Element de flèche 4		1	6.03	0.8	1.32	435
5	*Elementi di braccio 5 - 6 - 7 - 8* Tramos de flecha 5–6–7–8 – Jib elements 5–6–7–8 Auslegerschuss 5–6–7–8 – Elements de flèche 5–6–7–8		1 1 1 1	6.01 5.98 5.95 5.91	0.8	1.32 1.31 1.29 1.27	345 320 265 212
6	*Elementi di braccio 9* Tramos de flecha 9 – Jib elements 9 Auslegerschuss 9 – Elements de flèche 9		1	5.90	0.8	1.25	195
7	*Controbraccio parte A* Contraflecha – Counter jib Gegenausleger – Contre–flèche		1	3.73	1.32	1.31	740
8	*Controbraccio parte B* Contraflecha – Counter jib Gegenausleger – Contre–flèche		1	5.95	0.85	1.36	880
9	*Tiranti* Tirantes – Tie–rods Abspannung – Hauban		2	6.4	0.8	0.2	132
10	*Gruppo rotazione* Plataforma de giro – Slewing platform Drehbuhne – Porte–flèche tournant		1	1.87	1.52	1.6	1920
11	*Blocco di contrappeso* Lastre de contraflecha – Counter jib block Gegengewichtsballast – Contrepoids		4 3	2.4 2.4	0.82 0.82	0.23 0.55	900 2150
12	*Elemento di torre TS 03/06* Mastil – Tower element Turmschuss – Mats			5.99	1.1	1.1	1410
13	*Elemento di torre TS 04/06* Mastil – Tower element Turmschuss – Mats			5.99	1.116	1.116	1640
14	*Blocco zavorra di base per TS B/03* Lastre de base para – Base ballast block for Zentral ballaststein für – Lest de base pour			3.8	0.38	1.18	4000
15	*Blocco zavorra di base per TS B/04* Lastre de base para – Base ballast block for Zentral ballaststein für – Lest de base pour			5	0.34	1.6	6000
16	*Blocco di appoggio* Gatos – Concrete pad Fundament block – Blocs d'appui			3	0.8	0.74	4000
17	*Crociera di base (Trave A)* Cruz de base – Cruciform base Fundament kreuz – Châssis de base	TSB/03 TSB/04	1 1	5.75 6.75	0.35 0.35	1.08 1.26	1660 2315
	Crociera di base (Trave B) Cruz de base – Cruciform base Fundament kreuz – Châssis de base	TSB/03 TSB/04	1 1	5.75 6.75	0.92 0.93	0.9 1.1	1515 2050

GRU A TORRE

GHS 551 | 6000

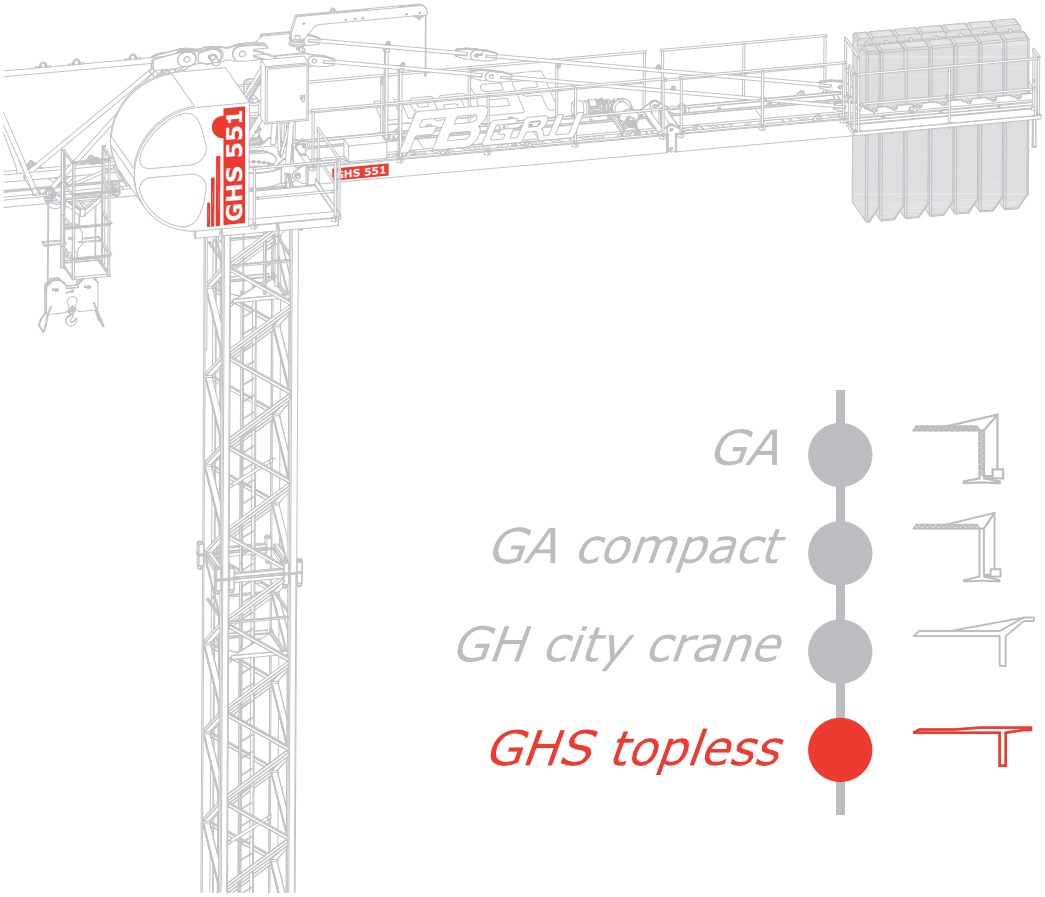

GA

GA compact

GH city crane

GHS topless

FB GRU®

FB F.lli Butti s.r.l.

Via XXV Aprile, 58
23868 Valmadrera (LC) - ITALIA
Tel. 0341.581108 - Fax 0341.200253
E-mail : fbgru@fbgru.it - http://www.fbgru.it

CE

FEM 1.001 - A4
EN 14439 - C25

GHS 551 - 6000

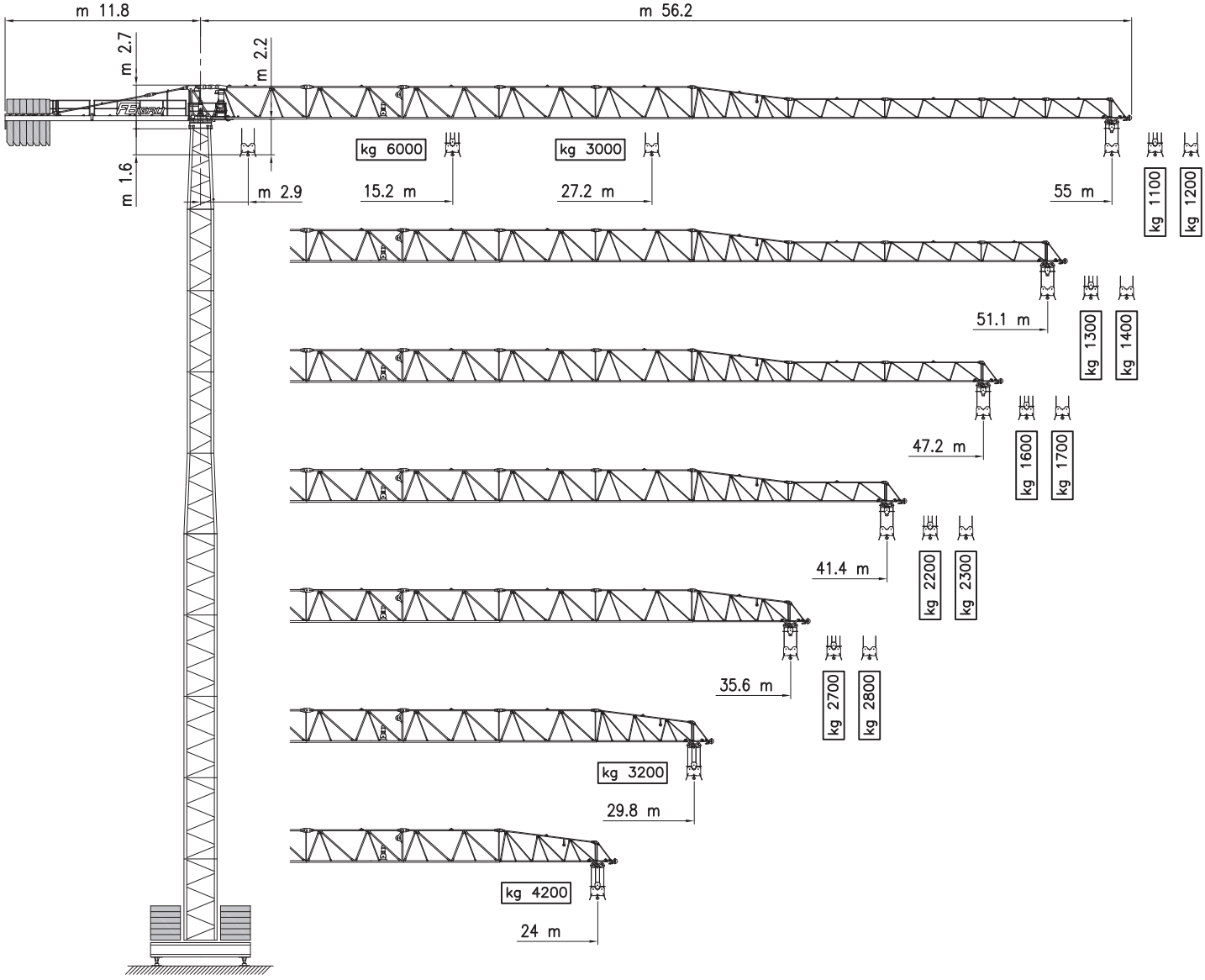

CURVE DI CARICO

CURVAS DE CARGAS — LOAD DIAGRAMS

LASTKURVEN — COURBES DE CHARGES

m	15.2	15.9	17.5	17.9	18.1	20	22	24	27.2	27.4	28.3	28.5	29.4	29.8	32	32.6	33	33.5	34	35.6	37	39	41.4	44	47.2	51.1	53	55
kg	6000	5703	5103	4971	4907	4364	3898	3511	3000	2978	2865	2841	2738	2693	2471	2415	2379	2336	2294	2167	2065	1932	1790	1653	1507	1221	1160	1100
											3000	2977	2871	2826	2600	2544	2507	2463	2420	2291	2187	2052	1453	1769	1620	1464	1261	1200
		6000	5374	5235	5168	4600	4112	3706	3185	3156	3033	3000	2890	2843	2610	2552	2515	2469	2425	2292	2185	2046	1897	1754	1601	1300		
										3000	2886	2863	2760	2717	2498	2444	2409	2366	2325	2200	2100	1969	1830	1696	1552	1400		
		6000	5377	5238	5171	4603	4114	3709	3187	3158	3035	3000	2892	2845	2612	2554	2516	2471	2427	2293	2187	2047	1898	1756	1600			
													3000	2957	2721	2663	2625	2579	2534	2400	2292	2151	2001	1857	1700			
				6000	5908	5268	4717	4260	3672	3640	3501	3471	3343	3289	3000	2946	2898	2846	2797	2646	2526	2369	2200					
																	3000	2951	2901	2750	2628	2470	2300					
					6000	5369	4806	4344	3745	3713	3572	3541	3411	3356	3077	3000	2956	2903	2853	2700								
																		3000	2953	2800								
			6000	5830	5756	5130	4592	4146	3571	3540	3264	3376	3251	3200														
														3000														
			6000	5892	5817	5186	4642	4200																				
								3000																				

(0 - 3000 kg)

(3001 - 6000 kg)

TORRE/REAZIONI* MASTIL/REACCIONES* — MAST/REACTIONS* MASTE/ECKDRUCKE* — MAT/RÉACTIONS*

	TS 11	TS AD/02	TS 12	TS AD/03	TS 14	TS 15	H max (m)
S	m 1.2	m 1.2 → 1.6	m 1.6	m 1.6 → 2.1	m 2.1	m 2.1	
L	m 5.92	m 5.92	m 5.97	m 5.97	m 5.97	m 5.97	
TS B/03	4	1	2				41.54 □ ■
TS B/04	4	1	3				47.51 □ ■
TS B/05	4	1	2	1	3		65.42 ◪ ■
TS B/06	4	1	2	1	3		65.42 ◪ ■
	2	1	2	1	5	2	77.46** ■
TS P/03	4	1					29.6
TS P/04	4	1	1				35.57
TS P/05	4	1	3				47.51
TS 11/TP	4						23.68
TS 12/TP	4	1	3				47.51
TS 14/TP	4	1	2	1	3		65.42
TS 15/TP	2	1	2	1	5	2	77.46**

** *Senza cabina* — Sin cabina — Whitout cabin — Ohne kabine — Sans cabine

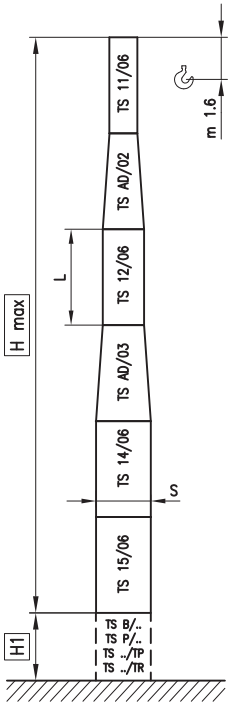

TS B

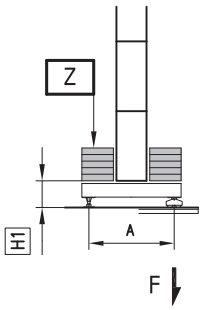

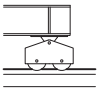

H1=+0.2

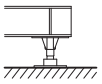

H1=H1

□ TR 02/02
◪ TR 02/04

■ AP/02

		F (kN)	Z (kg)
TS B/03	●	560	72000
	○	572	
TS B/04	●	578	84000
	○	635	
TS B/05	●	715	126000
	○	935	
TS B/06	●	710	126000
	○	1066	

A (m)	H1(m)
3.8x3.8	1
4.5x4.5	1.2
6x6	1.4
8x8	1.6

TS P

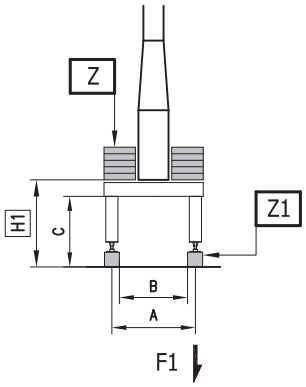

		F1 (kN)	Z (kg)	Z1 (kg)
TS P/03	●	479	40000	4x4000
	○	434		
TS P/04	●	490	48000	4x4000
	○	499		
TS P/05	●	544	70000	4x4000
	○	639		4x7000

A (m)	B (m)	C (m)	H1 (m)
3.8x3.8	3	4.52	5.31
4.5x4.5	3.72	4.47	5.5
6x6	5.2 5	4.5 4.65	5.8 5.95

TS TP

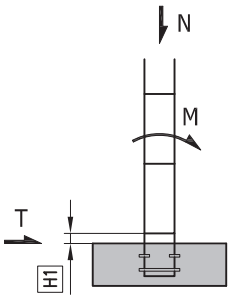

TR

H1=−0.3

		N (kN)	T (kN)	M (kNm)	H1 (m)
TS 11/TP	●	370	15	1008	0.65
	○	317	44	436	
TS 12/TP	●	455	21	1450	0.65
	○	403	76	2149	
TS 14/TP	●	552	28	1907	0.65
	○	501	111	4189	
TS 15/TP	●	654	35	2361	0.65
	○	602	145	6414	

IN SERVIZIO EN SERVICIO — IN SERVICE IN BETRIEB — EN SERVICE	●
FUORI SERVIZIO FUERA DE SERVICIO — OUT OF SERVICE AUSSER BETRIEB — HORS SERVICE	○
ZAVORRA di BASE LASTRE DE BASE — CENTRAL BALLAST ZENTRAL BALLASTSTEIN — LEST DE BASE	Z

Solo per Hmax — Sólo para Hmax — Only for Hmax — Nur für Hmax — Seulement pour Hmax

TELESCOPAGGIO TELESCOPAGE — CLIMBING CRANE KLETTERKRANE — TÉLESCOPAGE

TS 12/4ES

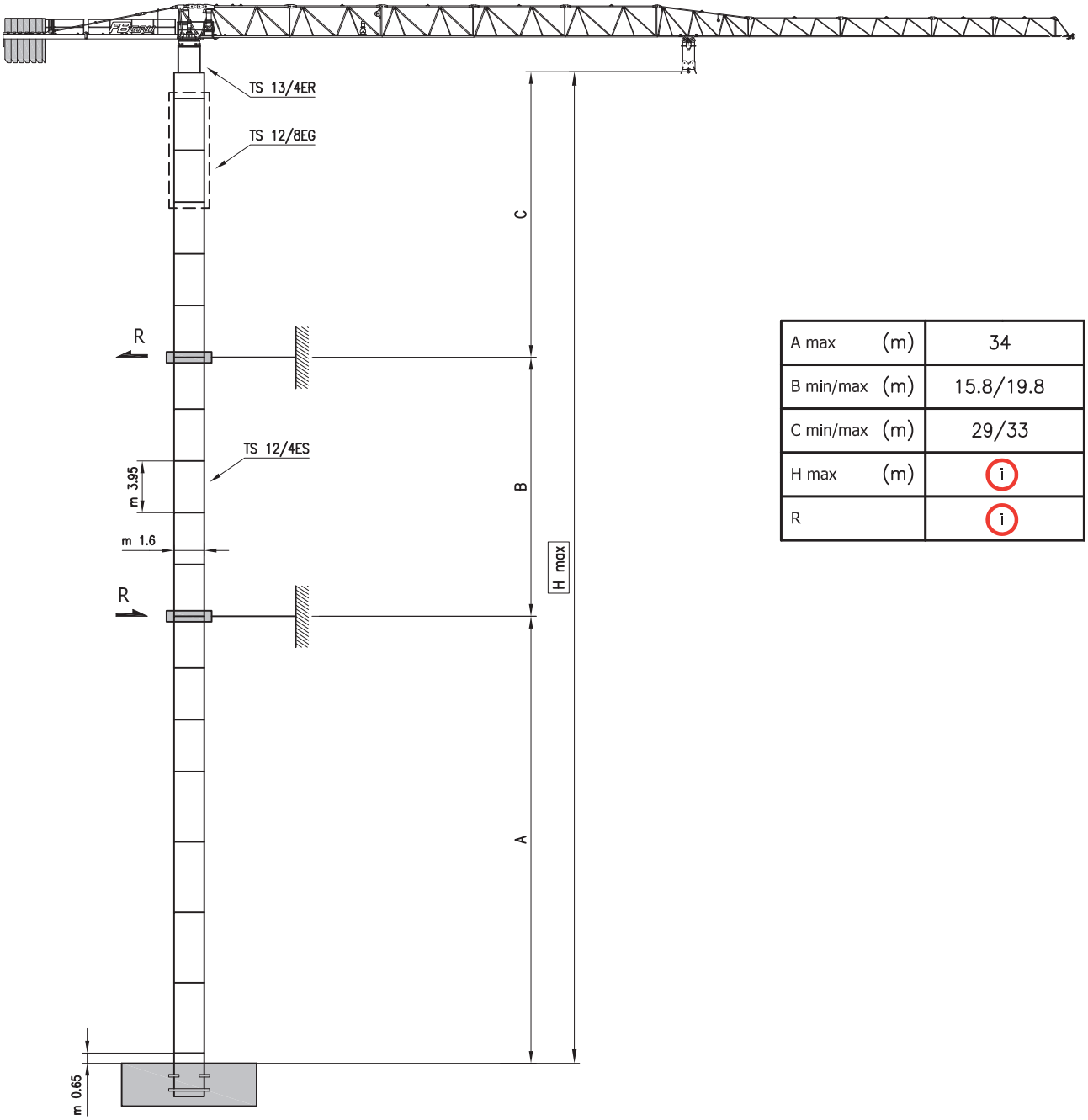

A max	(m)	34
B min/max	(m)	15.8/19.8
C min/max	(m)	29/33
H max	(m)	i
R		i

i *Consultateci* — Consultarnos — Consult us — Auf anfrage — Nous consulter

ZAVORRA DI CONTROBRACCIO LASTRE DE CONTRA FLECHA — COUNTER JIB BALLAST GEGENAUSLEGERBALLAST — LEST DE CONTRE-FLÈCHE

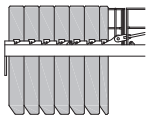	*BRACCIO (m)* FLECHA — JIB AUSLEGER — FLECHE	*55*	*51.1*	*47.2*	*41.4*	*35.6*	*29.8*	*24*
	ZAVORRA (kg) LASTRE — BALLAST BALLAST — LEST	*14340* *(6A + 1B)*	*13080* *(6A)*	*12160* *(5A + 1B)*	*12160* *(5A + 1B)*	*10900* *(5A)*	*7800* *(3A + 1B)*	*5620* *(2A + 1B)*

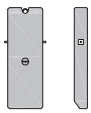	*TIPO* TIPO — TYPE ART — TYPE	*A*	*B*
	PESO (kg) PESO — WEIGHT GEWICHT — POIDS	*2180*	*1260*

MECCANISMI

MECANISMOS — MECHANISMS
ANTRIEBE — MÉCANISMES

MOVIMENTO MOVIMIENTO MOVEMENT BEWEGUNG MOUVEMENT	ALIMENTAZIONE ALIMENTACION OPERATING VOLTAGE BETRIEBSSPANNUNG TENSION DE SERVICE	PRESTAZIONI FUNCIONAMIENTOS PERFORMANCES LEISTUNGEN EXÉCUTIONS		(m)

			1ª m/1' - kg	2ª m/1' - kg	3ª m/1' - kg	4ª m/1' - kg	5ª m/1' - kg		
SOLLEVAMENTO ELEVACION — HOISTING HEBEN — LEVAGE INVERTER	400 V 50 Hz		4	8	30	50		kW 11	AS 11 160 Hmax 36 m
			2500	2500	2500	1300			
			2	4	15	25			
			5000	5000	5000	2500			
			6	11	32	60	72	kW 18	AS 18 160 Hmax 36 m
			3000	3000	3000	1300	800		
			3	6	16	30	36		AS 18 HC 280 H max 70 m
			6000	6000	6000	2600	1600		
			7	11	35	72	88	kW 25	AS 25 280 Hmax 70 m
			3000	3000	3000	1300	800		
			4	6	17	36	44		AS 25 HC 520 H max 130 m
			6000	6000	6000	2600	1600		

		1ª m/1'	2ª m/1'	3ª m/1'	4ª m/1'	
CARRELLO CARRILLO — JIB TROLLEY LAUFKATZE — DISTRIBUTION INVERTER	400 V 50 Hz	10	30	48	62	kW 3

		1ª g/1'	2ª g/1'	3ª g/1'	4ª g/1'	
ROTAZIONE ROTACION — SLEWING DREHEN — ORIENTATION INVERTER	400 V 50 Hz	0 → 0.08	0.08 → 0.2	0.2 → 0.4	0.4 → 0.96	kW 9

		1ª m/1'	
TRASLAZIONE TRASLACIÒN — TRAVELLING SCHIENENFAHREN — TRANSLATION INVERTER	400 V 50 Hz	0 → 20	kW N° 2 x 4 TR 02/02 N° 4 x 4 TR 02/04

Conforme alle direttive CEE sul livello acustico 2000/14/CE

Conforme con las directivas CEE sobre el nivel acustico

In compliance with the EEC instructions on noise levell

Gemass EWG–Richtlinien fur den Schall–Leistungspegel

Conforme aux directives CEE sur le niveau acoustique

POTENZA RICHIESTA

POTENCIA-ELECTRICA NECESARIA — NECESSARY ELECTRIC POWER
KRAFTBEDARF — PUISSANCE ELECTRIQUE NECESSAIRE

400 V - 50 Hz	AS 11 11 kW	AS 18 AS 18 HC 18 kW	AS 25 AS 25 HC 25 kW
	28 kVA* (22 kW)	36 kVA* (29 kW)	45 kVA* (36 kW)

** Gru senza traslazione* — Grúa sin traslaciòn — Crane without travelling equipment — Krane ohne schienenfahren — Grue sans translation

Con riserva di modifiche documento commerciale non vincolante

Derecho de modificaciones reservadas documento commercial no contractual

Subject to change without notice commercial document not legally binding

Anderungen vorbehalten Unverblindiches Vertriebsdokument

Modifications réservées document commercial non contractuel

DENOMINAZIONE

DENOMINACION – DENOMINATION
BENENNUNG – DÈNOMINATION

Pos. Pos. Item Pos. Rep.	DENOMINAZIONE Denominacion Denomination Benennung Dènomination		Q.tà Cant. Qty. Anz. Qte.	L	B	H	
				(m)			(kg)
1	*Elemento di braccio 1* Tramo de flecha 1 – Jib element 1 Auslegerschuss 1 – Element de flèche 1		1	6.04	1.16	2.25	1800
2	*Elemento di braccio 2* Tramo de flecha 2 – Jib element 2 Auslegerschuss 2 – Element de flèche 2		1	6.08	1.16	2.07	945
3	*Elementi di braccio 3 - 4 - 5* Tramos de flecha 3–4–5 – Jib elements 3–4–5 Auslegerschuss 3–4–5 – Elements de flèche 3–4–5		1 1 1	6.03 6.02 6.02	1.16	2.04 2.02 2.01	640 535 435
4	*Elemento di braccio 6* Tramo de flecha 6 – Jib element 6 Auslegerschuss 6 – Element de flèche 6		1	6.02	1.16	2.01	410
5	*Elementi di braccio 7 - 8* Tramos de flecha 7–8 – Jib elements 7–8 Auslegerschuss 7–8 – Elements de flèche 7–8		1 1	6.02 6.01	1.16	1.26 1.25	350 290
6	*Elemento di braccio 9 - 10* Tramo de flecha 9–10 – Jib element 9–10 Auslegerschuss 9–10 – Element de flèche 9–10		2	4.08	1.16	1.25	195
7	*Elemento di braccio 11* Tramo de flecha 11 – Jib element 11 Auslegerschuss 11 – Element de flèche 11		1	1.35	1.16	1.38	75
8	*Blocco di contrappeso* Lastre de contraflecha – Counter jib block Gegengewichtsballast – Contrepoids		1 6	2.83	0.87	0.23 0.395	1260 2180
9	*Controbraccio* Contraflecha – Counter jib Gegenausleger – Contre–flèche		1	6.1	1.23	1.26	990
10	*Controbraccio* Contraflecha – Counter jib Gegenausleger – Contre–flèche		1	5.3	1.22	1.26	1070
11	*Gruppo rotazione* Plataforma de giro – Slewing platform Drehbuhne – Porte–flèche tournant		1	2.7	1.72	1.71	2480
12	*Elemento di torre TS 11/6* Mastil – Tower element Turmschuss – Mats			5.92	1.2	1.38	1435
13	*Elemento di torre TS 12/6* Mastil – Tower element Turmschuss – Mats			5.97	1.6	1.8	2088
14	*Elemento di torre TS 14/6* Mastil – Tower element Turmschuss – Mats			5.97	2.3	2.3	3050
15	*Elemento di torre TS 15/6* Mastil – Tower element Turmschuss – Mats			5.97	2.3	2.3	3500
16	*Adattatore TS AD/02* Adaptador – Adapter Adapter – Adaptateur			5.92	1.6	1.8	2005
17	*Adattatore TS AD/03* Adaptador – Adapter Adapter – Adaptateur			5.97	2.1	2.3	2750
18	*Blocco zavorra di base per TS B/03* Lastre de base para – Base ballast block for Zentral ballaststein für – Lest de base pour			3.8	0.38	1.18	4000
19	*Blocco zavorra di base per TS B/04 e TS B/05* Lastre de base para – Base ballast block for Zentral ballaststein für – Lest de base pour	TSB/04 TSB/05		5.0 5.7	0.34	1.6	6000 7000
20	*Blocco di appoggio* Gatos – Concrete pad Fundament block – Blocs d'appui			3.0 3.2	0.8 1.0	0.74 0.95	4000 7000
21	*Crociera di base (Trave A)* Cruz de base – Cruciform base Fundament kreuz – Châssis de base	TSB/03 TSB/04 TSB/05 TSB/06	1 1 1 1	5.75 6.75 8.86 11.7	0.35 0.35 0.4 0.45	1.08 1.26 1.6 1.85	1660 2315 4050 6760
	Crociera di base (Trave B) Cruz de base – Cruciform base Fundament kreuz – Châssis de base	TSB/03 TSB/04 TSB/05 TSB/06	1 1 1 1	5.75 6.75 8.86 11.7	0.92 0.93 0.99 1.15	0.9 1.1 1.35 1.6	1515 2050 3630 6200
Opzionale Opcional Optional Optionale Option	*Braccio ausiliario* Plumin de intervencion – Auxiliary arm Hilfsgalgen – Potence d'intervention		1	2.2	0.22	0.72	110
	Argano ausiliario Mecanismo auxiliar – Auxiliary winch Hilfswinde – Treuil auxiliaire		1	0.85	0.9	0.43	170

GRUA TORRE

GHS 601 | 6000

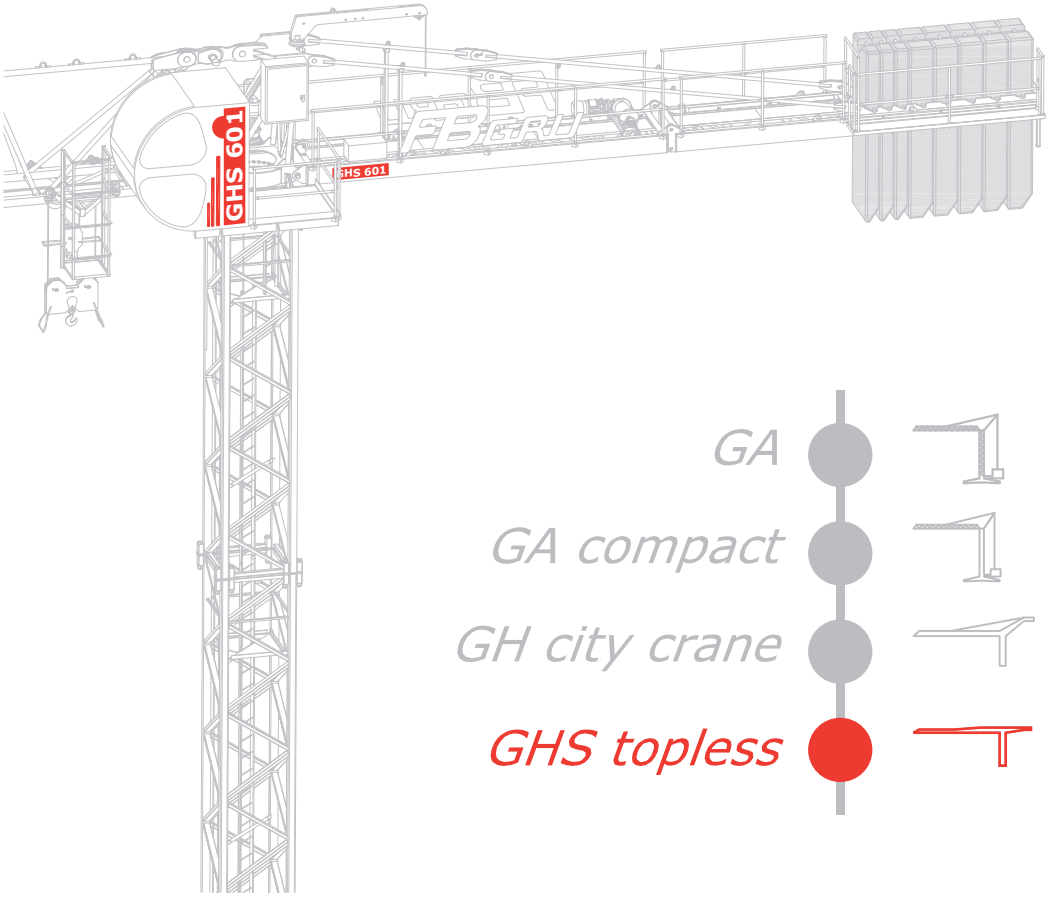

GA

GA compact

GH city crane

GHS topless

FB GRU®

FB F.lli Butti s.r.l.

Via XXV Aprile, 58
23868 Valmadrera (LC) - ITALIA
Tel. 0341.581108 - Fax 0341.200253
E-mail : fbgru@fbgru.it - http://www.fbgru.it

CE

FEM 1.001 - A4
EN 14439 - C25

GHS 601 - 6000

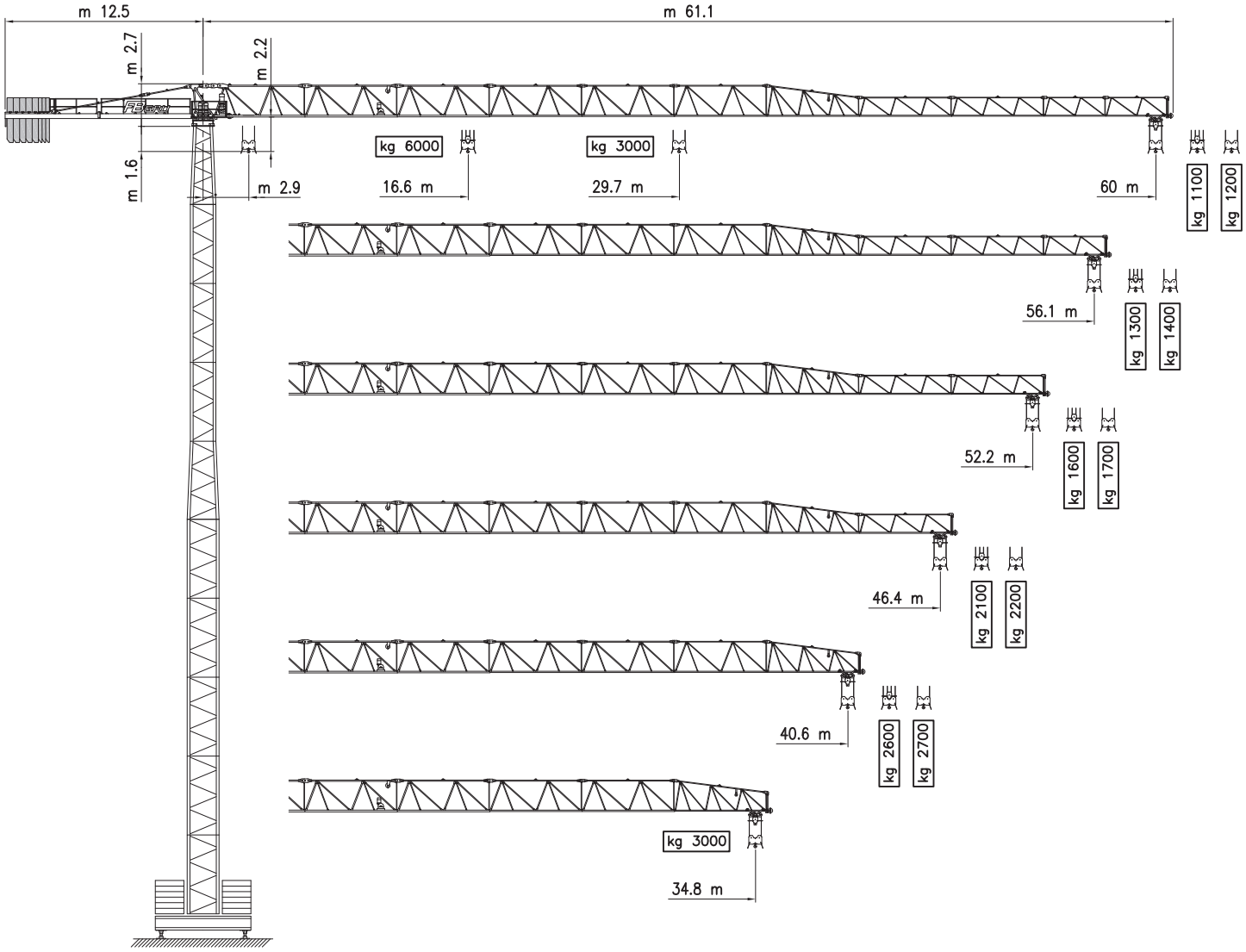

CURVE DI CARICO

CURVAS DE CARGAS — LOAD DIAGRAMS

LASTKURVEN — COURBES DE CHARGES

m	16.6	17.4	17.6	19.4	20	23	26	29.7	30	30.9	31.2	31.5	32	32.5	34.8	36	37	38	40.6	43	46.4	48	50	52.2	54	56.1	58	60
kg	6000	5667	5593	4998	4823	4093	3535	3000	2962	2860	2827	2795	2742	2692	2478	2378	2299	2225	2048	1905	1728	1653	1566	1479	1276	1210	1155	1100
										3000	2962	2929	2876	2825	2607	2505	2425	2350	2171	2025	1845	1769	1681	1592	1525	1452	1255	1200
		6000	5927	5299	5116	4346	3759	3201	3162	3049	3000	2970	2915	2862	2637	2531	2448	2370	2184	2033	1846	1768	1676	1584	1369	1300		
									3000	2900	2868	2836	2785	2735	2524	2424	2347	2273	2099	1957	1782	1708	1623	1536	1471	1400		
			6000	5344	5160	4384	3792	3230	3191	3077	3041	3000	2941	2888	2661	2554	2471	2392	2205	2052	1864	1785	1693	1600				
														3000	2770	2663	2579	2499	2310	2157	1966	1886	1794	1700				
					6000	4888	4236	3618	3574	3449	3409	3370	3307	3245	2984	3000	2768	2681	2475	2307	2100							
																	3000	2785	2578	2409	2200							
					6000	5121	4442	3797	3752	3622	3580	3539	3473	3409	3137	3000	2905	2814	2600									
																	3000	2916	2700									
				6000	5784	4925	4269	3646	3602	3471	3437	3397	3333	3271	3000													
															3000													

(0 - 3000 kg)

(3001 - 6000 kg)

TORRE/REAZIONI* MASTIL/REACCIONES* — MAST/REACTIONS* MASTE/ECKDRUCKE* — MAT/RÉACTIONS*

	TS 13	TS AD/02	TS 12	TS AD/03	TS 14	TS 15	H max (m)
S	m 1.2	m 1.2 → 1.6	m 1.6	m 1.6 → 2.1	m 2.1	m 2.1	
L	m 5.92	m 5.92	m 5.97	m 5.97	m 5.97	m 5.97	
TS B/03	4	1	1				35.57 □ ■
TS B/04	2	1	5				47.61 □ ■
TS B/05	2	1	2	1	5		65.52 ◪ ■
TS B/06	2	1	2	1	5		65.52 ◪ ■
	2	1		1	7	2	77.46** ■
TS P/03	4						23.68
TS P/04	4	1	1				35.57
TS P/05	2	1	5				47.61
TS 13/TP	4						23.68
TS 12/TP	2	1	5				47.61
TS 14/TP	2	1	2	1	5		65.52
TS 15/TP	2	1		1	7	2	77.46**

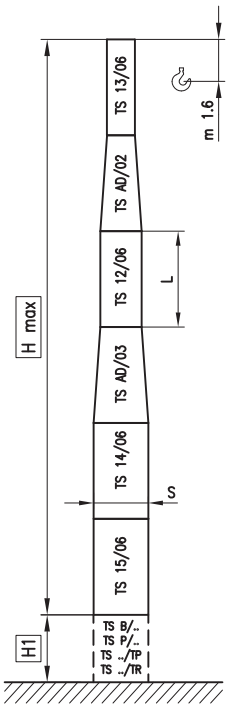

** *Senza cabina* — Sin cabina — Whitout cabin — Ohne kabine — Sans cabine

TS B

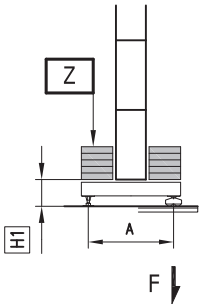

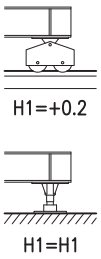

□ TR 02/02
◪ TR 02/04
■ AP/02

		F (kN)	Z (kg)
TS B/03	●	559	64000
	○	483	
TS B/04	●	618	84000
	○	692	
TS B/05	●	793	140000
	○	1037	
TS B/06	●	776	140000
	○	1151	

A (m)	H1(m)
3.8x3.8	1
4.5x4.5	1.2
6x6	1.4
8x8	1.6

TS P

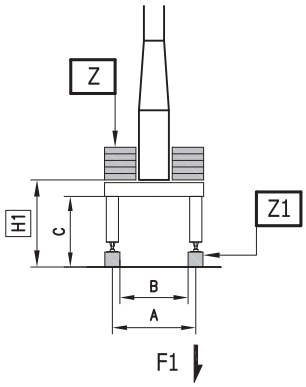

		F1 (kN)	Z (kg)	Z1 (kg)
TS P/03	●	493	40000	4x4000
	○	384		
TS P/04	●	554	60000	4x4000
	○	552		
TS P/05	●	611	84000	4x4000
	○	708		4x7000

A (m)	B (m)	C (m)	H1 (m)
3.8x3.8	3	4.52	5.31
4.5x4.5	3.72	4.47	5.5
6x6	5.2 5	4.5 4.65	5.8 5.95

TS TP

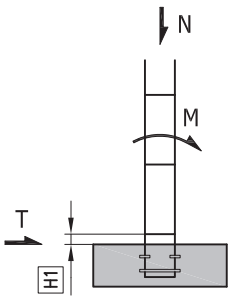

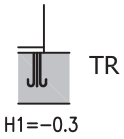

		N (kN)	T (kN)	M (kNm)	H1 (m)
TS 13/TP	●	381	16	1195	0.65
	○	343	45	504	
TS 12/TP	●	478	22	1661	0.65
	○	440	80	2339	
TS 14/TP	●	593	30	2166	0.65
	○	555	121	4637	
TS 15/TP	●	679	36	2623	0.65
	○	641	153	6915	

IN SERVIZIO EN SERVICIO — IN SERVICE IN BETRIEB — EN SERVICE	●
FUORI SERVIZIO FUERA DE SERVICIO — OUT OF SERVICE AUSSER BETRIEB — HORS SERVICE	○
ZAVORRA di BASE LASTRE DE BASE — CENTRAL BALLAST ZENTRAL BALLASTSTEIN — LEST DE BASE	Z

Solo per Hmax — Sólo para Hmax — Only for Hmax — Nur für Hmax — Seulement pour Hmax

TELESCOPAGGIO

TELESCOPAGE — CLIMBING CRANE
KLETTERKRANE — TÉLESCOPAGE

TS 12/4ES

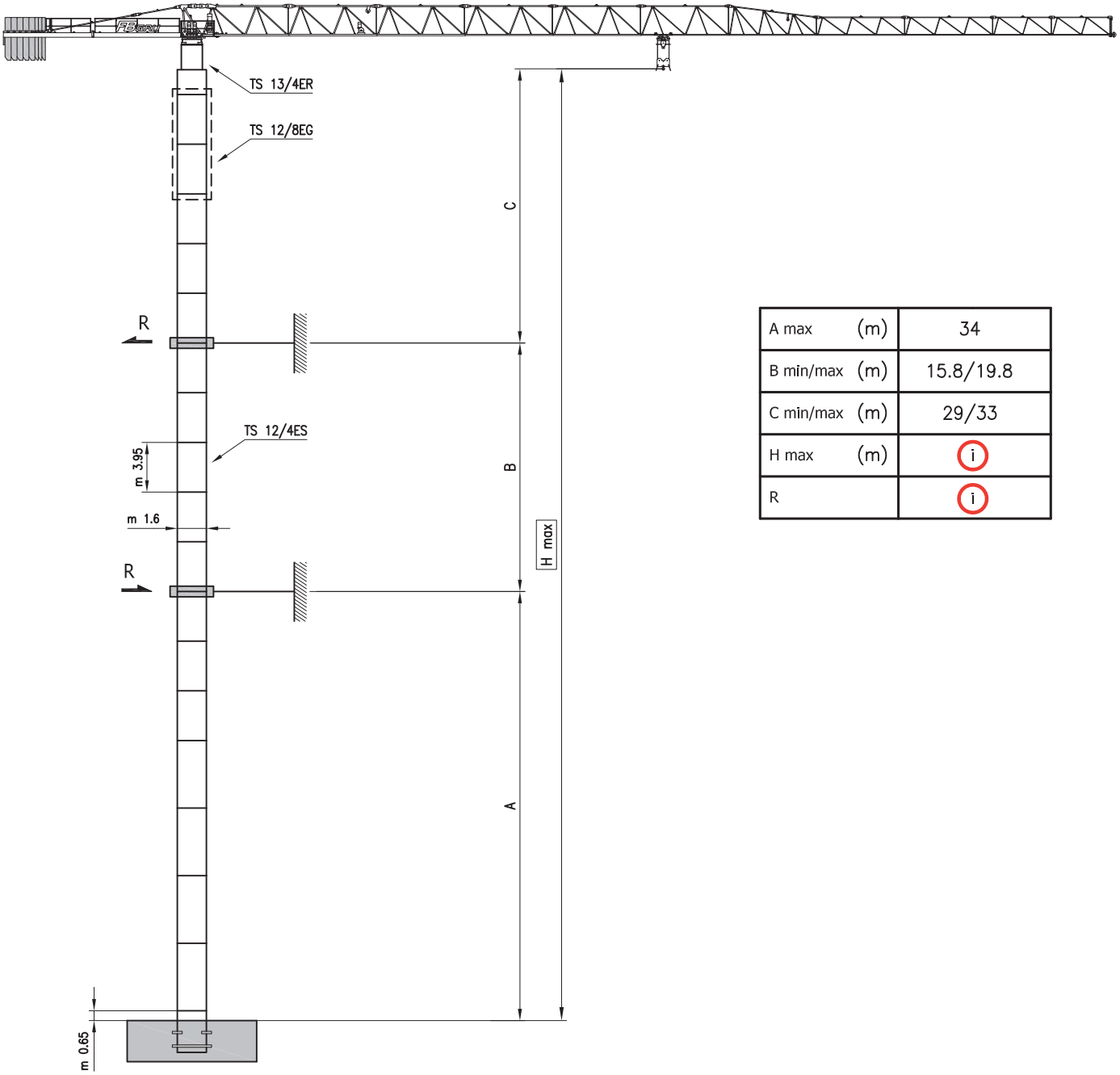

A max	(m)	34
B min/max	(m)	15.8/19.8
C min/max	(m)	29/33
H max	(m)	i
R		i

i *Consultateci* — Consultarnos — Consult us — Auf anfrage — Nous consulter

ZAVORRA DI CONTROBRACCIO

LASTRE DE CONTRA FLECHA — COUNTER JIB BALLAST
GEGENAUSLEGERBALLAST — LEST DE CONTRE-FLÈCHE

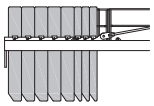	*BRACCIO (m)* FLECHA — JIB AUSLEGER — FLECHE	*60*	*56.1*	*52.2*	*46.4*	*40.6*	*34.8*
	ZAVORRA (kg) LASTRE — BALLAST BALLAST — LEST	*14680* *(5A + 3B)*	*13420* *(5A + 2B)*	*12160* *(5A + 1B)*	*12160* *(5A + 1B)*	*11240* *(4A + 2B)*	*9980* *(4A + 1B)*

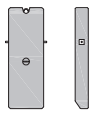	*TIPO* TIPO — TYPE ART — TYPE	*A*	*B*
	PESO (kg) PESO — WEIGHT GEWICHT — POIDS	*2180*	*1260*

MECCANISMI

MECANISMOS — MECHANISMS
ANTRIEBE — MÉCANISMES

MOVIMENTO MOVIMIENTO MOVEMENT BEWEGUNG MOUVEMENT	ALIMENTAZIONE ALIMENTACION OPERATING VOLTAGE BETRIEBSSPANNUNG TENSION DE SERVICE	PRESTAZIONI FUNCIONAMIENTOS PERFORMANCES LEISTUNGEN EXÉCUTIONS		(m)

			1ª m/1' - kg	2ª m/1' - kg	3ª m/1' - kg	4ª m/1' - kg	5ª m/1' - kg		
SOLLEVAMENTO ELEVACION — HOISTING HEBEN — LEVAGE INVERTER	400 V 50 Hz		4	8	30	50		kW 11	AS 11 160 Hmax 36 m
			2500	2500	2500	1300			
			2	4	15	25			
			5000	5000	5000	2500			
			6	11	32	60	72	kW 18	AS 18 160 Hmax 36 m
			3000	3000	3000	1300	800		
			3	6	16	30	36		AS 18 HC 280 H max 70 m
			6000	6000	6000	2600	1600		
			7	11	35	72	88	kW 25	AS 25 280 Hmax 70 m
			3000	3000	3000	1300	800		
			4	6	17	36	44		AS 25 HC 520 H max 130 m
			6000	6000	6000	2600	1600		

		1ª m/1'	2ª m/1'	3ª m/1'	4ª m/1'	
CARRELLO CARRILLO — JIB TROLLEY LAUFKATZE — DISTRIBUTION INVERTER	400 V 50 Hz	10	30	48	62	kW 3

		1ª g/1'	2ª g/1'	3ª g/1'	4ª g/1'	
ROTAZIONE ROTACION — SLEWING DREHEN — ORIENTATION INVERTER	400 V 50 Hz	0 → 0.06	0.06 → 0.16	0.16 → 0.31	0.31 → 0.78	kW N° 2 x 4

		1ª m/1'	
TRASLAZIONE TRASLACIÒN — TRAVELLING SCHIENENFAHREN — TRANSLATION INVERTER	400 V 50 Hz	0 → 20	kW N° 2 x 4 TR 02/02 N° 4 x 4 TR 02/04

Conforme alle direttive CEE sul livello acustico 2000/14/CE

Conforme con las directivas CEE sobre el nivel acustico

In compliance with the EEC instructions on noise levell

Gemass EWG–Richtlinien fur den Schall–Leistungspegel

Conforme aux directives CEE sur le niveau acoustique

POTENZA RICHIESTA

POTENCIA-ELECTRICA NECESARIA — NECESSARY ELECTRIC POWER
KRAFTBEDARF — PUISSANCE ELECTRIQUE NECESSAIRE

400 V - 50 Hz	AS 11 11 kW	AS 18 AS 18 HC 18 kW	AS 25 AS 25 HC 25 kW
	28 kVA* (22 kW)	36 kVA* (29 kW)	45 kVA* (36 kW)

** Gru senza traslazione* — Grúa sin traslaciòn — Crane without travelling equipment — Krane ohne schienenfahren — Grue sans translation

Con riserva di modifiche documento commerciale non vincolante

Derecho de modificaciones reservadas documento commercial no contractual

Subject to change without notice commercial document not legally binding

Anderungen vorbehalten Unverblindiches Vertriebsdokument

Modifications réservées document commercial non contractuel

DENOMINAZIONE

DENOMINACION – DENOMINATION
BENENNUNG – DÈNOMINATION

Pos. Pos. Item Pos. Rep.	DENOMINAZIONE Denominacion Denomination Benennung Dènomination		Q.tà Cant. Qty. Anz. Qte.	L	B	H	(kg)
				(m)			
1	*Elemento di braccio 1* Tramo de flecha 1 – Jib element 1 Auslegerschuss 1 – Element de flèche 1		1	6.05	1.16	2.25	1950
2	*Elemento di braccio 2* Tramo de flecha 2 – Jib element 2 Auslegerschuss 2 – Element de flèche 2		1	6.09	1.16	2.08	1100
3	*Elementi di braccio 3 - 4 - 5 - 6* Tramos de flecha 3–4–5–6 – Jib elements 3–4–5–6 Auslegerschuss 3–4–5–6 – Elements de flèche 3–4–5–6		1 1 1 1	6.05 6.03 6.02 6.02	1.16	2.06 2.04 2.02 2.01	670 640 535 435
4	*Elemento di braccio 7* Tramo de flecha 7 – Jib element 7 Auslegerschuss 7 – Element de flèche 7		1	6.02	1.16	2.01	410
5	*Elementi di braccio 8 - 9* Tramos de flecha 8–9 – Jib elements 8–9 Auslegerschuss 8–9 – Elements de flèche 8–9		1 1	6.02 6.01	1.16	1.26 1.25	350 290
6	*Elemento di braccio 10-11* Tramo de flecha 10–11 – Jib element 10–11 Auslegerschuss 10–11 – Element de flèche 10–11		2	4.08	1.16	1.25	195
7	*Elemento di braccio 12* Tramo de flecha 12 – Jib element 12 Auslegerschuss 12 – Element de flèche 12		1	0.43	1.20	1.38	36
8	*Blocco di contrappeso* Lastre de contraflecha – Counter jib block Gegengewichtsballast – Contrepoids		3 5	2.83	0.87	0.23 0.395	1260 2180
9	*Controbraccio* Contraflecha – Counter jib Gegenausleger – Contre–flèche		1	6.1	1.23	1.26	935
10	*Controbraccio* Contraflecha – Counter jib Gegenausleger – Contre–flèche		1	6.0	1.28	1.26	1150
11	*Gruppo rotazione* Plataforma de giro – Slewing platform Drehbuhne – Porte–flèche tournant		1	2.7	1.65	1.65	2650
12	*Elemento di torre TS 13/6* Mastil – Tower element Turmschuss – Mats			5.92	1.2	1.38	1710
13	*Elemento di torre TS 12/6* Mastil – Tower element Turmschuss – Mats			5.97	1.6	1.8	2088
14	*Elemento di torre TS 14/6* Mastil – Tower element Turmschuss – Mats			5.97	2.3	2.3	3050
15	*Elemento di torre TS 15/6* Mastil – Tower element Turmschuss – Mats			5.97	2.3	2.3	3500
16	*Adattatore TS AD/02* Adaptador – Adapter Adapter – Adaptateur			5.92	1.6	1.8	2005
17	*Adattatore TS AD/03* Adaptador – Adapter Adapter – Adaptateur			5.97	2.1	2.3	2750
18	*Blocco zavorra di base per TS B/03* Lastre de base para – Base ballast block for Zentral ballaststein für – Lest de base pour			3.8	0.38	1.18	4000
19	*Blocco zavorra di base per TS B/04 e TS B/05* Lastre de base para – Base ballast block for Zentral ballaststein für – Lest de base pour	TSB/04 TSB/05		5.0 5.7	0.34	1.6	6000 7000
20	*Blocco di appoggio* Gatos – Concrete pad Fundament block – Blocs d'appui			3.0 3.2	0.8 1.0	0.74 0.95	4000 7000
21	*Crociera di base (Trave A)* Cruz de base – Cruciform base Fundament kreuz – Châssis de base	TSB/03 TSB/04 TSB/05 TSB/06	1 1 1 1	5.75 6.75 8.86 11.7	0.35 0.35 0.4 0.45	1.08 1.26 1.6 1.85	1660 2315 4050 6760
	Crociera di base (Trave B) Cruz de base – Cruciform base Fundament kreuz – Châssis de base	TSB/03 TSB/04 TSB/05 TSB/06	1 1 1 1	5.75 6.75 8.86 11.7	0.92 0.93 0.99 1.15	0.9 1.1 1.35 1.6	1515 2050 3630 6200
Opzionale Opcional Optional Optionale Option	*Braccio ausiliario* Plumin de intervencion – Auxiliary arm Hilfsgalgen – Potence d'intervention		1	2.2	0.22	0.72	110
	Argano ausiliario Mecanismo auxiliar – Auxiliary winch Hilfswinde – Treuil auxiliaire		1	0.85	0.9	0.43	170

GRU A TORRE

GHS 150 | 6000

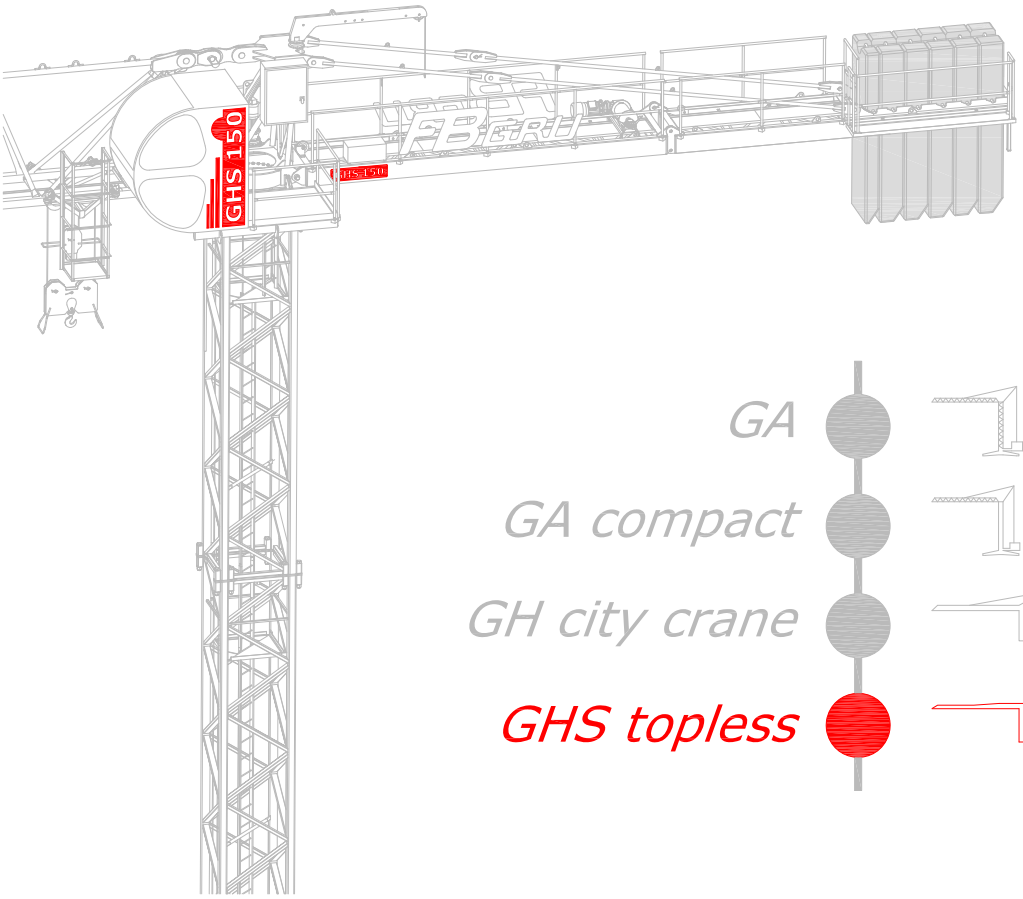

GA

GA compact

GH city crane

GHS topless

FB GRU®

FB F.lli Butti s.r.l.
Via XXV Aprile, 58
23868 Valmadrera (LC) - Italia
Tel. 0341.581108 - Fax 0341.200253
E-mail : fbgru@fbgru.it - http://www.fbgru.it

CE

FEM 1.001 - A4

GHS 150 - 6000

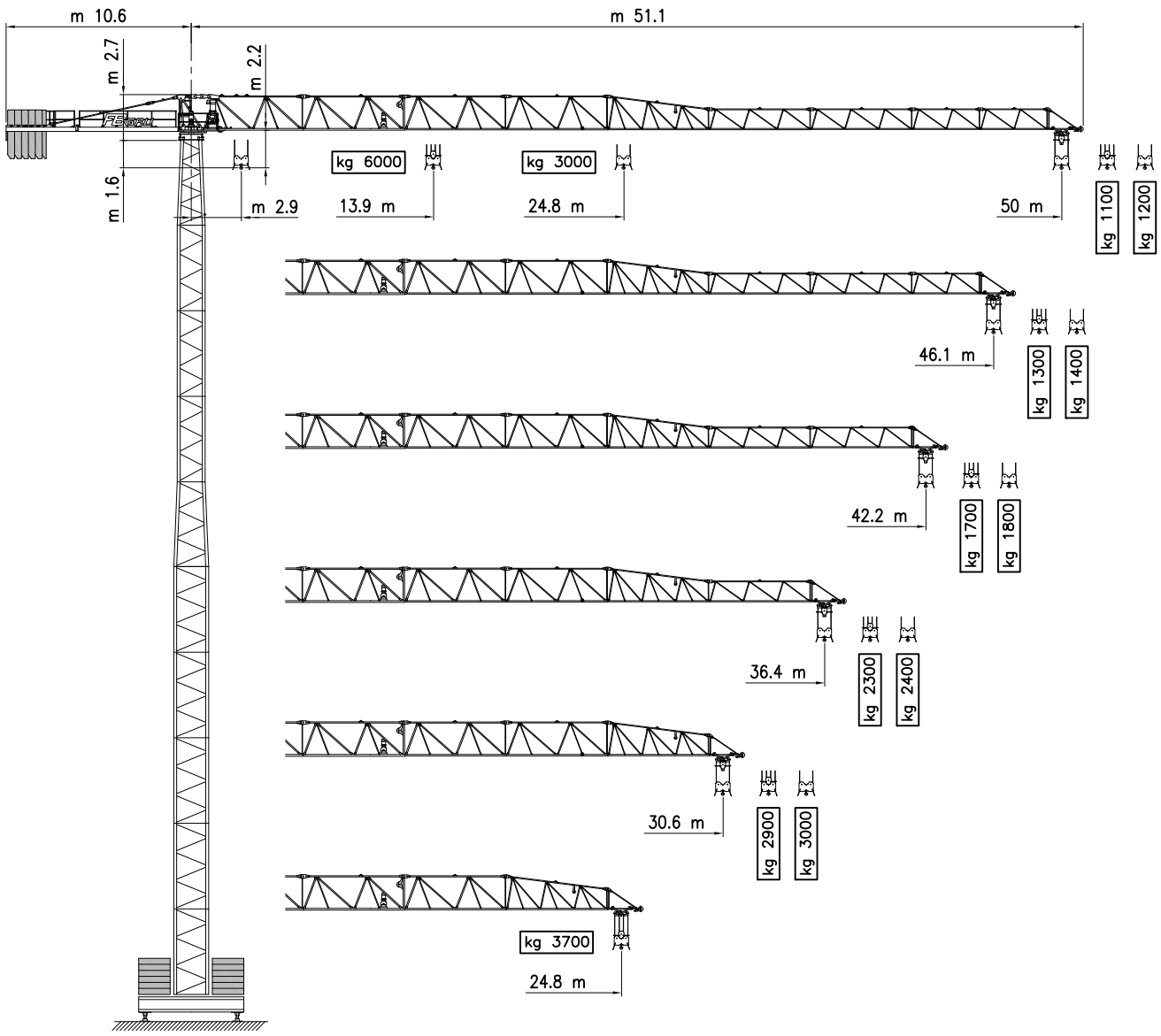

CURVE DI CARICO

CURVAS DE CARGAS — LOAD DIAGRAMS

LASTKURVEN — COURBES DE CHARGES

m	13.9	14.4	14.9	16.3	16.4	16.6	18	20	22	24.8	25.8	26.7	27.6	29.2	29.7	30.1	30.6	32	34	36.4	38	40	42.2	44	46.1	47	48	50
kg	6000	5746	5523	4974	4939	4869	4427	3905	3482	3000	2859	2744	2636	2462	2411	2372	2324	2199	2038	1869	1768	1654	1541	1457	1234	1201	1167	1100
											3000	2878	2768	2591	2539	2500	2451	2324	2160	1989	1886	1770	1655	1570	1336	1303	1267	1200
		6000	5763	5193	5156	5084	4624	4083	3642	3148	3000	2870	2758	2577	2524	2484	2434	2304	2137	1961	1857	1738	1620	1533	1300			
										3000	2855	2742	2637	2467	2418	2380	2333	2211	2055	1890	1792	1680	1570	1488	1400			
			6000	5420	5382	5307	4829	4266	3803	3295	3140	3000	2885	2696	2642	2599	2548	2413	2239	2056	1948	1824	1700					
													3000	2805	2750	2707	2665	2519	2344	2160	2050	1925	1800					
				6000	5962	5879	5355	4738	4237	3674	3503	3361	3228	3000	2943	2897	2840	2692	2502	2300								
																3000	2944	2795	2603	2400								
						6000	5463	4835	4324	3751	3577	3432	3297	3077	3000	2957	2900											
										3000							3000											
					6000	5913	5387	4767	4262	3700																		
										3000																		

(0 - 3000 kg)

(3001 - 6000 kg)

TORRE/REAZIONI MASTIL/REACCIONES — MAST/REACTIONS
MASTE/ECKDRUCKE — MAT/RÉACTIONS

	TS 11	TS AD/02	TS 12	TS AD/03	TS 14	TS 15	H max (m)
S	m 1.2	m 1.2 → 1.6	m 1.6	m 1.6 → 2.1	m 2.1	m 2.1	
L	m 5.92	m 5.92	m 5.97	m 5.97	m 5.97	m 5.97	
TS B/03	5	1	1				41.49 □ ■
TS B/04	5	1	2				47.46 □ ■
TS B/05	4	1	2	1	3		65.42 ◪ ■
TS B/06	4	1	2	1	3		65.42 ◪ ■
	3	1	2	1	4	2	77.41* ■
TS P/03	5						29.6
TS P/04	5	1					35.52
TS P/05	5	1	2				47.46
TS 11/TP	5						29.6
TS 12/TP	5	1	2				47.46
TS 14/TP	4	1	2	1	3		65.42
TS 15/TP	3	1	2	1	4	2	77.41*

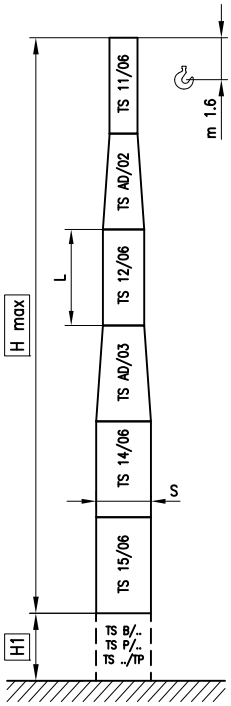

* *Senza cabina* — Sin cabina — Whitout cabin — Ohne kabine — Sans cabine

TS B

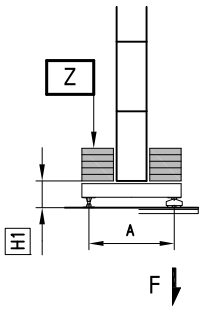

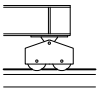

H1=+0.2

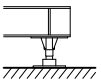

H1=H1

□ TR 02/02
◪ TR 02/04

■ AP/02

		F (kN)	Z (kg)
TS B/03	●	541	72000
	○	583	
TS B/04	●	559	84000
	○	641	
TS B/05	●	700	126000
	○	944	
TS B/06	●	689	126000
	○	1033	

A (m)	H1(m)
3.8x3.8	1
4.5x4.5	1.2
6x6	1.4
8x8	1.6

TS P

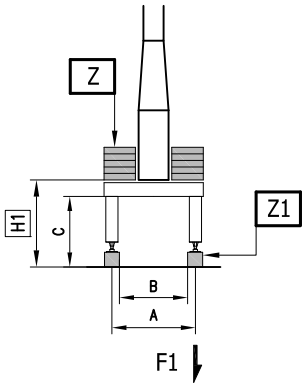

		F1 (kN)	Z (kg)	Z1 (kg)
TS P/03	●	463	40000	4x4000
	○	433		
TS P/04	●	473	48000	4x4000
	○	493		
TS P/05	●	527	70000	4x4000
	○	630		

A (m)	B (m)	C (m)	H1 (m)
3.8x3.8	3	4.55	5.34
4.5x4.5	3.76	4.47	5.5
6x6	5.2	4.53	5.8

TS TP

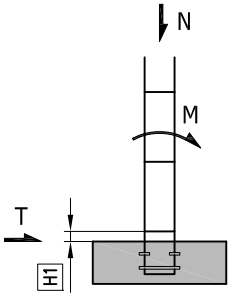

TR

H1=−0.4

		N (kN)	T (kN)	M (kNm)
TS 11/TP	●	339	16	1087
	○	297	50	824
TS 12/TP	●	402	21	1425
	○	361	74	2166
TS 14/TP	●	507	28	1886
	○	467	111	4227
TS 15/TP	●	593	34	2292
	○	552	139	6208

H1 (m)
0.65
0.65
0.65
0.65

IN SERVIZIO EN SERVICIO — IN SERVICE IN BETRIEB — EN SERVICE	●
FUORI SERVIZIO FUERA DE SERVICIO — OUT OF SERVICE AUSSER BETRIEB — HORS SERVICE	○
ZAVORRA di BASE LASTRE DE BASE — CENTRAL BALLAST ZENTRAL BALLASTSTEIN — LEST DE BASE	Z

Solo per Hmax — Sólo para Hmax — Only for Hmax — Nur für Hmax — Seulement pour Hmax

TELESCOPAGGIO TELESCOPAGE — CLIMBING CRANE KLETTERKRANE — TÉLESCOPAGE

TS 12/4ES

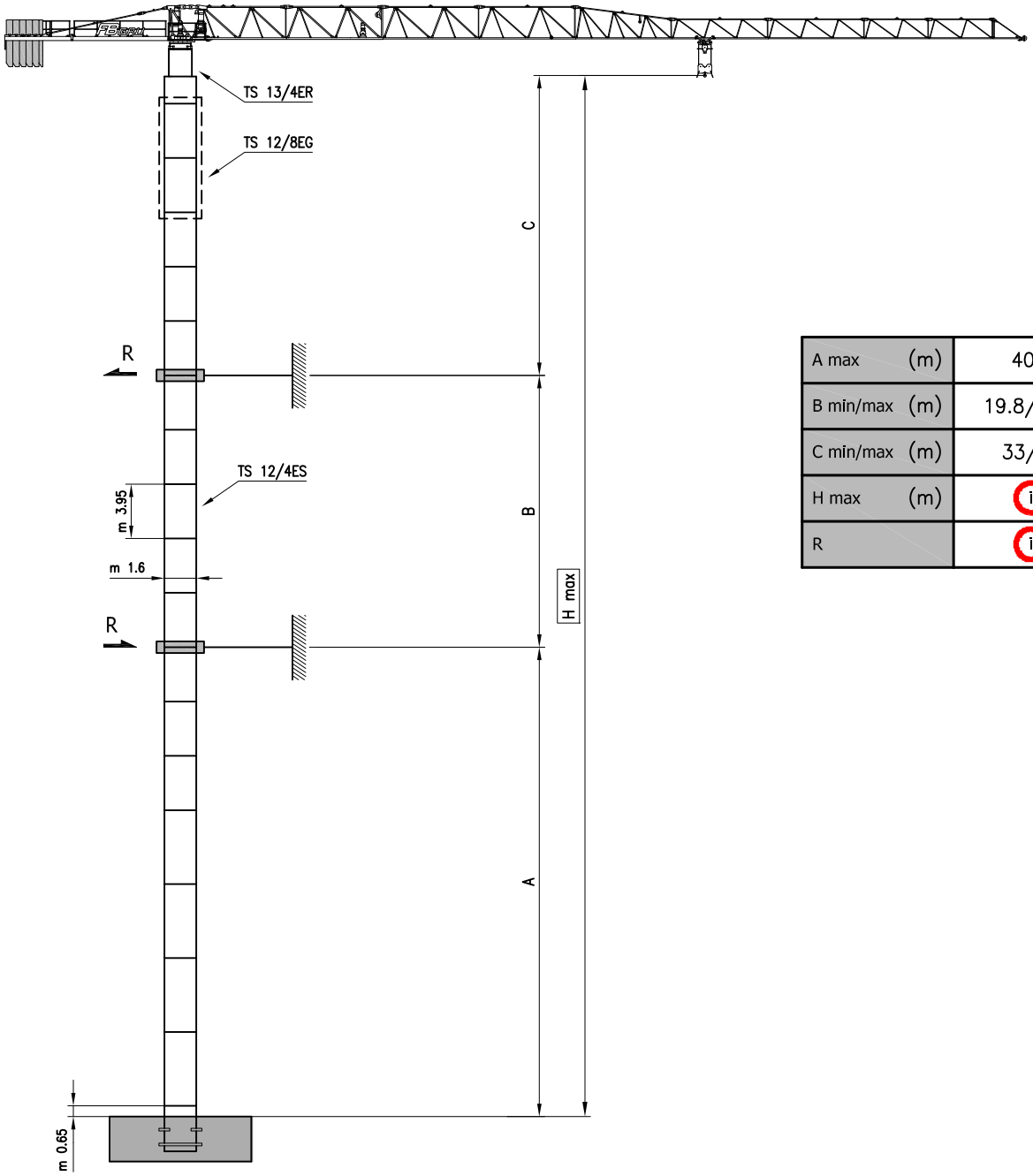

A max (m)	40.5
B min/max (m)	19.8/23.8
C min/max (m)	33/37
H max (m)	i
R	i

i *Consultateci* — Consultarnos — Consult us — Auf anfrage — Nous consulter

ZAVORRA DI CONTROBRACCIO LASTRE DE CONTRA FLECHA — COUNTER JIB BALLAST GEGENAUSLEGERBALLAST — LEST DE CONTRE-FLÈCHE

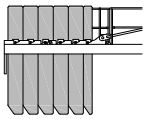	*BRACCIO (m)* FLECHA — JIB AUSLEGER — FLECHE	*50*	*46.1*	*42.2*	*36.4*	*30.6*	*24.8*
	ZAVORRA (kg) LASTRE — BALLAST BALLAST — LEST	*12160* *(5A + 1B)*	*10900* *(5A)*	*9980* *(4A + 1B)*	*9980* *(4A + 1B)*	*8720* *(4A)*	*7800* *(3A + 1B)*

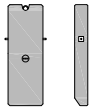	*TIPO* TIPO — TYPE ART — TYPE	*A*	*B*
	PESO (kg) PESO — WEIGHT GEWICHT — POIDS	*2180*	*1260*

MECCANISMI

MECANISMOS — MECHANISMS
ANTRIEBE — MÉCANISMES

MOVIMENTO MOVIMIENTO MOVEMENT BEWEGUNG MOUVEMENT	ALIMENTAZIONE ALIMENTACION OPERATING VOLTAGE BETRIEBSSPANNUNG TENSION DE SERVICE	PRESTAZIONI FUNCIONAMIENTOS PERFORMANCES LEISTUNGEN EXÉCUTIONS						(m)
			1ª m/1' - kg	2ª m/1' - kg	3ª m/1' - kg	4ª m/1' - kg		
SOLLEVAMENTO ELEVACION — HOISTING HEBEN — LEVAGE INVERTER	400 V 50 Hz		4	8	30	50	kW 11	AS 11 160 Hmax 36 m
			2500	2500	2500	1300		
			2	4	15	25		
			5000	5000	5000	2500		
			5	10	34	60	kW 18	AS 18 160 Hmax 36 m AS 18 HC 280 H max 70 m
			3000	3000	3000	1300		
			3	5	17	30		
			6000	6000	6000	2600		
			6	12	38	66	kW 25	AS 25 280 Hmax 70 m AS 25 HC 520 H max 130 m
			3000	3000	3000	1300		
			3	6	19	33		
			6000	6000	6000	2600		

		1ª m/1'	2ª m/1'	3ª m/1'	4ª m/1'	
CARRELLO CARRILLO — JIB TROLLEY LAUFKATZE — DISTRIBUTION INVERTER	400 V 50 Hz	10	30	49	62	kW 3

		1ª g/1'	2ª g/1'	3ª g/1'	4ª g/1'	
ROTAZIONE ROTACION — SLEWING DREHEN — ORIENTATION INVERTER	400 V 50 Hz	0 → 0.08	0.08 → 0.2	0.2 → 0.4	0.4 → 0.96	kW 5.5

		1ª m/1'	
TRASLAZIONE TRASLACIÒN — TRAVELLING SCHIENENFAHREN — TRANSLATION INVERTER	400 V 50 Hz	0 → 20	kW N° 2 x 4 TR 02/02 N° 4 x 4 TR 02/04

Conforme alle direttive CEE sul livello acustico 2000/14/CE

Conforme con las directivas CEE sobre el nivel acustico

In compliance with the EEC instructions on noise levell

Gemass EWG–Richtlinien fur den Schall–Leistungspegel

Conforme aux directives CEE sur le niveau acoustique

POTENZA RICHIESTA

POTENCIA-ELECTRICA NECESARIA — NECESSARY ELECTRIC POWER
KRAFTBEDARF — PUISSANCE ELECTRIQUE NECESSAIRE

	AS 11 11 kW	AS 18 AS 18 HC 18 kW	AS 25 AS 25 HC 25 kW
400 V - 50 Hz	28 kVA* (22 kW)	36 kVA* (29 kW)	45 kVA* (36 kW)

** Gru senza traslazione* — Grúa sin traslaciòn — Crane without travelling equipment — Krane ohne schienenfahren — Grue sans translation

Con riserva di modifiche documento commerciale non vincolante

Derecho de modificaciones reservadas documento commercial no contractual

Subject to change without notice commercial document not legally binding

Anderungen vorbehalten Unverblindiches Vertriebsdokument

Modifications réservées document commercial non contractuel

DENOMINAZIONE

DENOMINACION – DENOMINATION
BENENNUNG – DÈNOMINATION

Pos. Pos. Item Pos. Rep.	DENOMINAZIONE Denominacion Denomination Benennung Dènomination	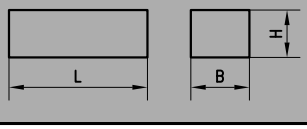	Q.tà Cant. Qty. Anz. Qte.	L (m)	B (m)	H (m)	(kg)
1	*Elemento di braccio 1* Tramo de flecha 1 – Jib element 1 Auslegerschuss 1 – Element de flèche 1	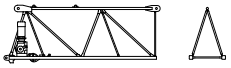	1	6.02	1.16	2.21	1670
2	*Elemento di braccio 2* Tramo de flecha 2 – Jib element 2 Auslegerschuss 2 – Element de flèche 2	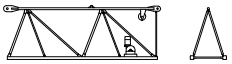	1	6.05	1.16	2.05	870
3	*Elementi di braccio 3 - 4* Tramos de flecha 3–4 – Jib elements 3–4 Auslegerschuss 3–4 – Elements de flèche 3–4	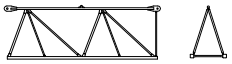	1 1	6.02	1.16	2.02 2.01	535 435
4	*Elemento di braccio 5* Tramo de flecha 5 – Jib element 5 Auslegerschuss 5 – Element de flèche 5	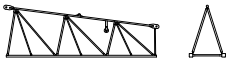	1	6.02	1.16	2.01	410
5	*Elementi di braccio 6 -7* Tramos de flecha 6–7 – Jib elements 6–7 Auslegerschuss 6–7 – Elements de flèche 6–7	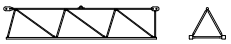	1 1	6.02 6.01	1.16	1.26 1.25	350 290
6	*Elemento di braccio 8 - 9* Tramo de flecha 8–9 – Jib element 8–9 Auslegerschuss 8–9 – Element de flèche 8–9	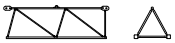	2	4.08	1.16	1.25	195
7	*Elemento di braccio 10* Tramo de flecha 10 – Jib element 10 Auslegerschuss 10 – Element de flèche 10		1	2.1	1.16	1.38	100
8	*Blocco di contrappeso* Lastre de contraflecha – Counter jib block Gegengewichtsballast – Contrepoids	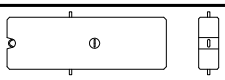	1 5	2.83	0.87	0.23 0.395	1260 2180
9	*Controbraccio* Contraflecha – Counter jib Gegenausleger – Contre–flèche		1	6.1	1.23	1.21	860
10	*Controbraccio* Contraflecha – Counter jib Gegenausleger – Contre–flèche	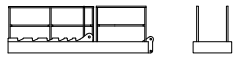	1	4.15	1.22	1.21	800
11	*Gruppo rotazione* Plataforma de giro – Slewing platform Drehbuhne – Porte–flèche tournant	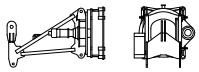	1	2.65	1.72	1.71	2430
12	*Elemento di torre TS 11/6* Mastil – Tower element Turmschuss – Mats	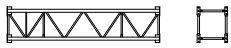		5.92	1.2	1.38	1435
13	*Elemento di torre TS 12/6* Mastil – Tower element Turmschuss – Mats	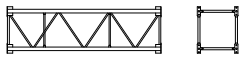		5.97	1.6	1.8	2088
14	*Elemento di torre TS 14/6* Mastil – Tower element Turmschuss – Mats	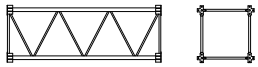		5.97	2.3	2.3	3050
15	*Elemento di torre TS 15/6* Mastil – Tower element Turmschuss – Mats	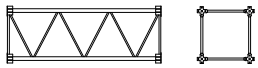		5.97	2.3	2.3	3500
16	*Adattatore TS AD/02* Adaptador – Adapter Adapter – Adaptateur	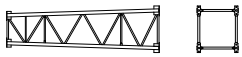		5.92	1.6	1.8	2005
17	*Adattatore TS AD/03* Adaptador – Adapter Adapter – Adaptateur	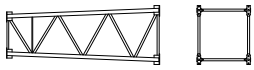		5.97	2.1	2.3	2750
18	*Blocco zavorra di base per TS B/03* Lastre de base para – Base ballast block for Zentral ballaststein für – Lest de base pour	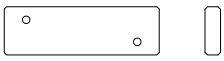		3.8	0.38	1.18	4000
19	*Blocco zavorra di base per TS B/04 e TS B/05* Lastre de base para – Base ballast block for Zentral ballaststein für – Lest de base pour	 TSB/04 TSB/05		5.0 5.7	0.34	1.6	6000 7000
20	*Blocco di appoggio* Gatos – Concrete pad Fundament block – Blocs d'appui			3.0 3.2	0.8 1.0	0.74 0.95	4000 7000
21	*Crociera di base (Trave A)* Cruz de base – Cruciform base Fundament kreuz – Châssis de base	 TSB/03 TSB/04 TSB/05 TSB/06	1 1 1 1	5.75 6.75 8.86 11.7	0.35 0.35 0.4 0.45	1.08 1.26 1.6 1.85	1660 2315 4050 6760
	Crociera di base (Trave B) Cruz de base – Cruciform base Fundament kreuz – Châssis de base	 TSB/03 TSB/04 TSB/05 TSB/06	1 1 1 1	5.75 6.75 8.86 11.7	0.92 0.93 0.99 1.15	0.9 1.1 1.35 1.6	1515 2050 3630 6200
Opzionale Opcional Optional Optionale Option	*Braccio ausiliario* Plumin de intervencion – Auxiliary arm Hilfsgalgen – Potence d'intervention	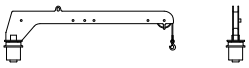	1	2.2	0.22	0.72	110
	Argano ausiliario Mecanismo auxiliar – Auxiliary winch Hilfswinde – Treuil auxiliaire		1	0.85	0.9	0.43	170

GRU A TORRE

GHS 166 | 8000

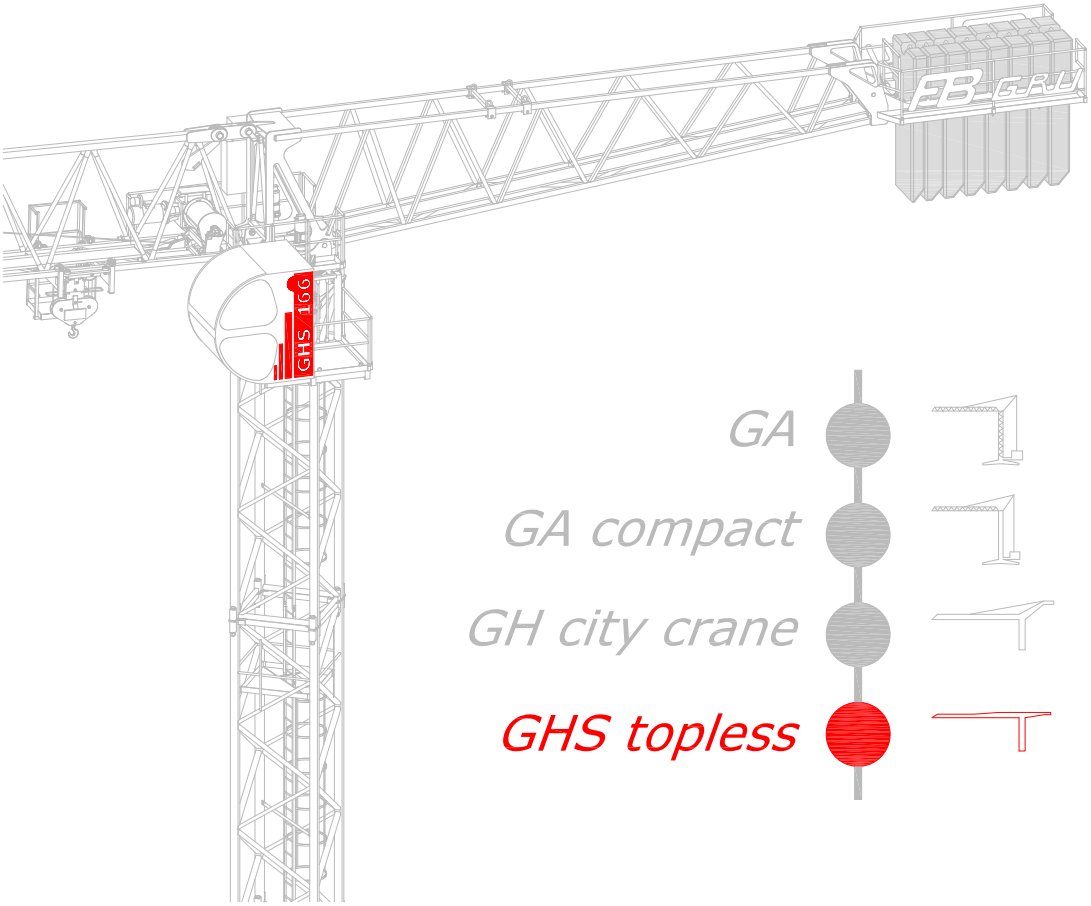

GA

GA compact

GH city crane

GHS topless

FB GRU®

FB F.lli Butti s.r.l.

Via XXV Aprile, 58

23868 Valmadrera (LC) - Italia

Tel. 0341.581108 - Fax 0341.200253

E-mail : fbgru@fbgru.it - http://www.fbgru.it

CE

FEM 1.001 - A4

GHS 166 - 8000

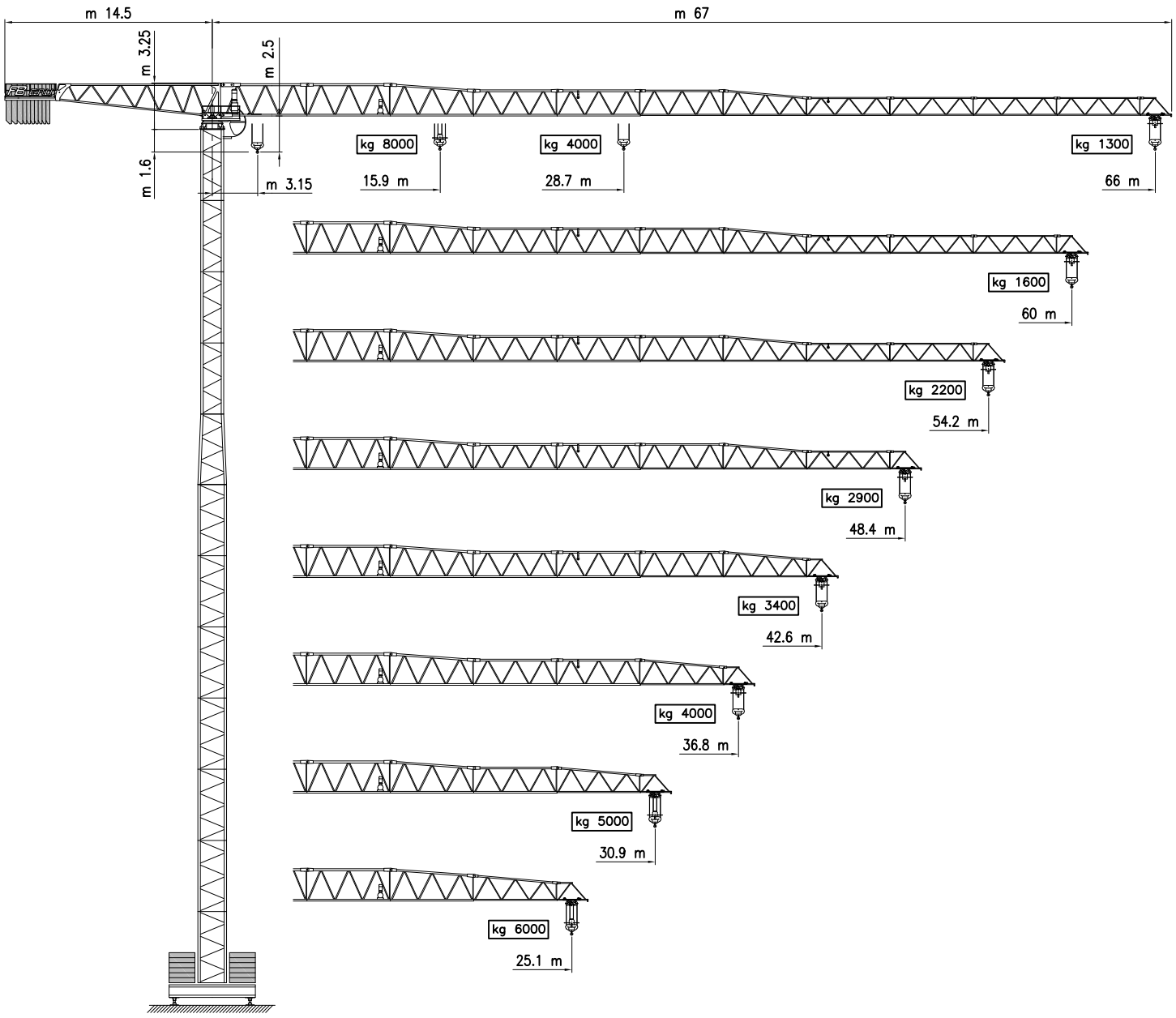

CURVE DI CARICO

CURVAS DE CARGAS — LOAD DIAGRAMS

LASTKURVEN — COURBES DE CHARGES

m	15.8	15.9	18.3	19.6	20.3	20.6	23	25.1	28.5	28.7	30.9	33.2	36.8	36.9	37.4	40	42.6	45	48.4	50	52	54.2	56	58	60	62	64	66
kg		8000	6833	6327	6083	5983	5213	4721	4083	4000	3680	3389	3008	2998	2857	2656	2465	2308	2114	2031	1936	1839	1765	1689	1467	1406	1349	1300
	8000	7922	6770	6268	5945	5847	5163	4676	4000	3965	3645	3356	2900	2891	2846	2629	2440	2285	2092	2010	1915	1819	1746	1671	1600			
			8000	7414	7131	7016	6205	5551	4811	4773	4389	4000	3556	3545	3490	3231	2952	2744	2518	2422	2311	2200						
						8000	7069	6417	5495	5452	5018	4628	4117	4105	4000	3703	3446	3236	2900									
					8000	7871	6968	6324	5415	5372	4945	4560	4056	4000	3937	3648	3400											
					8000	7834	6935	6294	5389	5347	4921	4538	4000															
						8000	7044	6394	5475	5432	5000																	
				8000	1300	7567	6697	6000																				

(0 - 4000 kg)

(4001 - 8000 kg)

TORRE/REAZIONI MASTIL/REACCIONES — MAST/REACTIONS
MASTE/ECKDRUCKE — MAT/RÉACTIONS

	TS 12/06	TS AD/03	TS 14	TS 15	H max (m)
S	m 1.6	m 1.6 → 2.1	m 2.1	m 2.1	
L	m 5.97	m 5.97	m 5.97	m 5.97	
TS B/03	6				35.82 □ ■
TS B/04	8				47.76 □ ■
TS B/05	6	1	3	1	65.67 ◪ ■
TS B/06	6	1	3	1	65.67 ◪ ■
	4	1	5	2	71.64* ■
TS P/03	4				23.88
TS P/04	6				35.82
TS P/05	8				47.76
TS 12/TP	8				47.76
TS 14/TP	6	1	3		59.7
TS 15/TP	4	1	5	2	71.64*

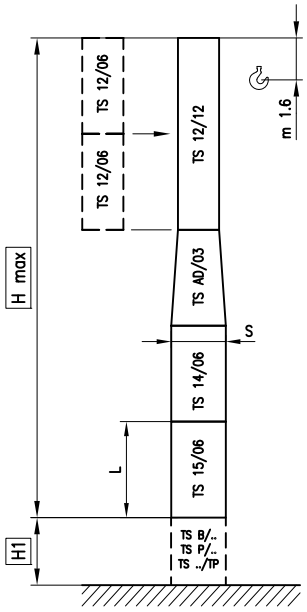

* *Senza cabina* — Sin cabina — Whitout cabin — Ohne kabine — Sans cabine

TS B

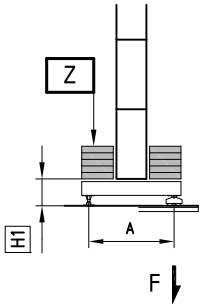

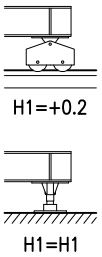

□ TR 02/02
◪ TR 02/04
■ AP/02

		F (kN)	Z (kg)
TS B/03	●	714	80000
	○	600	
TS B/04	●	721	84000
	○	786	
TS B/05	●	882	140000
	○	1112	
TS B/06	●	785	126000
	○	1027	

A (m)	H1(m)
3.8x3.8	1
4.5x4.5	1.2
6x6	1.4
8x8	1.6

TS P

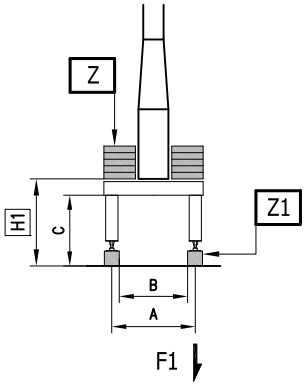

		F1 (kN)	Z (kg)	Z1 (kg)
TS P/03	●	635	56000	4x4000
	○	493		
TS P/04	●	652	60000	4x4000
	○	624		
TS P/05	●	694	84000	4x4000
	○	768		

A (m)	B (m)	C (m)	H1 (m)
3.8x3.8	3	4.55	5.34
4.5x4.5	3.76	4.47	5.5
6x6	5.2	4.53	5.8

TS TP

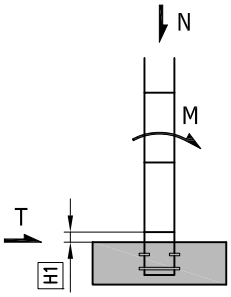

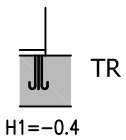

		N (kN)	T (kN)	M (kNm)
TS 12/TP	●	609	26	2074
	○	524	85	2651
TS 14/TP	●	685	31	2429
	○	600	112	4120
TS 15/TP	●	771	37	2879
	○	686	142	6162

H1 (m)
0.65
0.65
0.65

IN SERVIZIO EN SERVICIO — IN SERVICE IN BETRIEB — EN SERVICE	●
FUORI SERVIZIO FUERA DE SERVICIO — OUT OF SERVICE AUSSER BETRIEB — HORS SERVICE	○
ZAVORRA di BASE LASTRE DE BASE — CENTRAL BALLAST ZENTRAL BALLASTSTEIN — LEST DE BASE	Z

Solo per Hmax — Sólo para Hmax — Only for Hmax — Nur für Hmax — Seulement pour Hmax

TELESCOPAGGIO TELESCOPAGE — CLIMBING CRANE KLETTERKRANE — TÉLESCOPAGE

TS 12/4ES

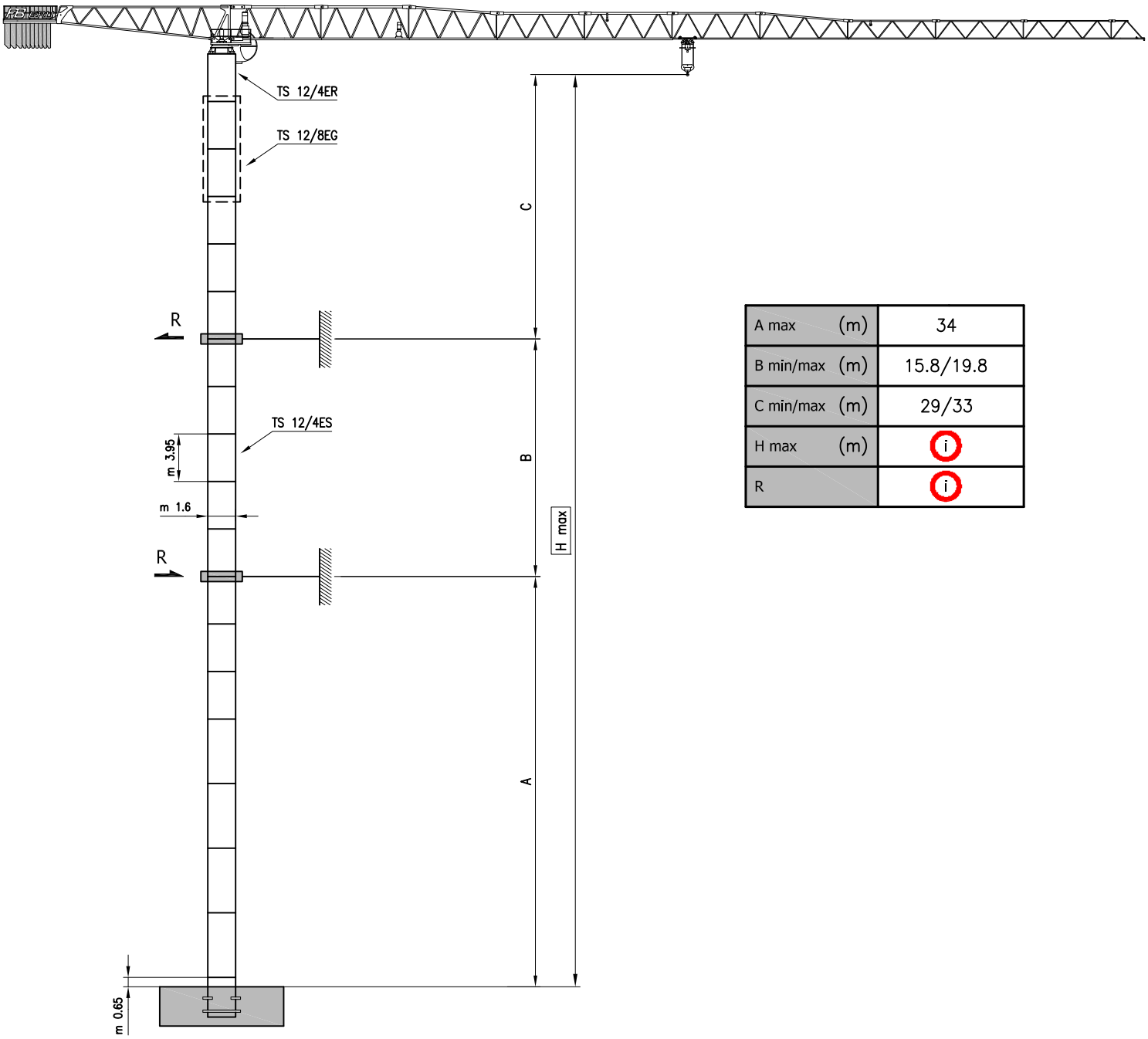

A max (m)	34
B min/max (m)	15.8/19.8
C min/max (m)	29/33
H max (m)	i
R	i

i *Consultateci* — Consultarnos — Consult us — Auf anfrage — Nous consulter

ZAVORRA DI CONTROBRACCIO LASTRE DE CONTRA FLECHA — COUNTER JIB BALLAST GEGENAUSLEGERBALLAST — LEST DE CONTRE-FLÈCHE

	BRACCIO (m) FLECHA — JIB AUSLEGER — FLECHE	*66*	*60*	*54.2*	*48.4*	*42.6*	*36.8*	*30.9*	*25.1*
	ZAVORRA (kg) LASTRE — BALLAST BALLAST — LEST	*17360* (6A+1B+1C)	*17360* (6A+1B+1C)	*15860* (6A+1B)	*15860* (6A+1B)	*15050* (5A+1B+1C)	*13050* (5A+1C)	*11240* (4A+1B)	*9240* (4A)

	TIPO TIPO — TYPE ART — TYPE	*A*	*B*	*C*
	PESO (kg) PESO — WEIGHT GEWICHT — POIDS	*2310*	*2000*	*1500*

MECCANISMI

MECANISMOS — MECHANISMS
ANTRIEBE — MÉCANISMES

MOVIMENTO MOVIMIENTO MOVEMENT BEWEGUNG MOUVEMENT	ALIMENTAZIONE ALIMENTACION OPERATING VOLTAGE BETRIEBSSPANNUNG TENSION DE SERVICE	PRESTAZIONI FUNCIONAMIENTOS PERFORMANCES LEISTUNGEN EXÉCUTIONS		(m)

			1ª m/1' - kg	2ª m/1' - kg	3ª m/1' - kg	4ª m/1' - kg		
SOLLEVAMENTO ELEVACION — HOISTING HEBEN — LEVAGE INVERTER	400 V 50 Hz		5	12	32	72	kW 25	AS 25 280 Hmax 70 m AS 25 HC 520 H max 130 m
			4000	4000	3000	1500		
			3	6	16	36		
			8000	8000	6000	3000		

		1ª m/1'	2ª m/1'	3ª m/1'	4ª m/1'	
CARRELLO CARRILLO — JIB TROLLEY LAUFKATZE — DISTRIBUTION INVERTER	400 V 50 Hz	12	29	49	77	kW 4

		1ª g/1'	2ª g/1'	3ª g/1'	4ª g/1'	
ROTAZIONE ROTACION — SLEWING DREHEN — ORIENTATION INVERTER	400 V 50 Hz	0 → 0.07	0.07 → 0.19	0.19 → 0.37	0.37 → 0.8	kW N° 2 x 4

		1ª m/1'	
TRASLAZIONE TRASLACIÒN — TRAVELLING SCHIENENFAHREN — TRANSLATION INVERTER	400 V 50 Hz	0 → 20	kW N° 2 x 4 TR 02/02

		1ª m/1'	
TRASLAZIONE TRASLACIÒN — TRAVELLING SCHIENENFAHREN — TRANSLATION INVERTER	400 V 50 Hz	0 → 20	kW N° 4 x 4 TR 02/04

Conforme alle direttive CEE sul livello acustico 2000/14/CE

Conforme con las directivas CEE sobre el nivel acustico

In compliance with the EEC instructions on noise levell

Gemass EWG–Richtlinien fur den Schall–Leistungspegel

Conforme aux directives CEE sur le niveau acoustique

POTENZA RICHIESTA

POTENCIA-ELECTRICA NECESARIA — NECESSARY ELECTRIC POWER
KRAFTBEDARF — PUISSANCE ELECTRIQUE NECESSAIRE

400 V - 50 Hz	AS 25 AS 25 HC 25 kW	
	45 kVA* (37 kW)	

** Gru senza traslazione* — Grúa sin traslaciòn — Crane without travelling equipment — Krane ohne schienenfahren — Grue sans translation

Con riserva di modifiche documento commerciale non vincolante

Derecho de modificaciones reservadas documento commercial no contractual

Subject to change without notice commercial document not legally binding

Anderungen vorbehalten Unverblindiches Vertriebsdokument

Modifications réservées document commercial non contractuel

DENOMINAZIONE

DENOMINACION – DENOMINATION
BENENNUNG – DÈNOMINATION

Pos. Pos. Item Pos. Rep.	DENOMINAZIONE Denominacion Denomination Benennung Dènomination		Q.tà Cant. Qty. Anz. Qte.	L (m)	B (m)	H (m)	(kg)
1	*Elemento di braccio 1* Tramo de flecha 1 – Jib element 1 Auslegerschuss 1 – Element de flèche 1		1	6.06	1.21	2.35	2755
2	*Elemento di braccio 2* Tramo de flecha 2 – Jib element 2 Auslegerschuss 2 – Element de flèche 2		1	6.05	1.17	2.3	1440
3	*Elemento di braccio 3* Tramo de flecha 3 – Jib element 3 Auslegerschuss 3 – Element de flèche 3		1	6.10	1.17	2.3	1035
4	*Elementi di braccio 4 - 5 - 6* Tramos de flecha 4–5–6 – Jib elements 4–5–6 Auslegerschuss 4–5–6 – Elements de flèche 4–5–6		1 1 1	6.05	1.17	1.86	925 790 730
5	*Elemento di braccio 7* Tramo de flecha 7 – Jib element 7 Auslegerschuss 7 – Element de flèche 7		1	6.04	1.17	1.86	550
6	*Elementi di braccio 8 - 9* Tramos de flecha 8–9 – Jib elements 8–9 Auslegerschuss 8–9 – Elements de flèche 8–9		1 1	6.01 6	1.17	1.3 1.29	510 415
7	*Elementi di braccio 10 - 11* Tramos de flecha 10–11 – Jib elements 10–11 Auslegerschuss 10–11 – Elements de flèche 10–11		2	6	1.17	1.29	340
8	*Elemento di braccio 12* Tramo de flecha 12 – Jib element 12 Auslegerschuss 12 – Element de flèche 12		1	2.25	1.17	1.29	170
9	*Blocco di contrappeso* Lastre de contraflecha – Counter jib block Gegengewichtsballast – Contrepoids		6 1 1	2.8	1.2	0.38 0.33 0.25	2310 2000 1500
10	*Controbraccio* Contraflecha – Counter jib Gegenausleger – Contre–flèche		1	11.9	1.44	2.35	3355
11	*Telaio zavorra controbraccio* Soporte lastre contraflecha – Pod mounting for counter jib block Podest gegengewichtsballast – Châssis de contrepoids		1	3.9	2.3	1.15	1160
12	*Gruppo rotazione* Plataforma de giro – Slewing platform Drehbuhne – Porte–flèche tournant		1	1.9	2.25	1.6	2895
13	*Elemento di torre TS 12/6* Mastil – Tower element Turmschuss – Mats			5.97	1.6	1.8	2088
14	*Elemento di torre TS 12/12* Mastil – Tower element Turmschuss – Mats			11.91	1.6	1.8	3950
15	*Elemento di torre TS 14/6* Mastil – Tower element Turmschuss – Mats			5.97	2.3	2.3	3050
16	*Elemento di torre TS 15/6* Mastil – Tower element Turmschuss – Mats			5.97	2.3	2.3	3500
17	*Adattatore TS AD/03* Adaptador – Adapter Adapter – Adaptateur			5.97	2.1	2.3	2750
18	*Blocco zavorra di base per TS B/03* Lastre de base para – Base ballast block for Zentral ballaststein für – Lest de base pour			3.8	0.38	1.18	4000
19	*Blocco zavorra di base per TS B/04 e TS B/05* Lastre de base para – Base ballast block for Zentral ballaststein für – Lest de base pour	TSB/04 TSB/05		5.0 5.7	0.34	1.6	6000 7000
20	*Blocco di appoggio* Gatos – Concrete pad Fundament block – Blocs d'appui		4	3.0	0.8	0.74	4000
21	*Crociera di base (Trave A)* Cruz de base – Cruciform base Fundament kreuz – Châssis de base	TSB/03 TSB/04 TSB/05 TSB/06	1	5.75 6.75 8.86 11.7	0.35 0.35 0.4 0.45	1.08 1.26 1.6 1.85	1660 2315 4050 6760
	Crociera di base (Trave B) Cruz de base – Cruciform base Fundament kreuz – Châssis de base	TSB/03 TSB/04 TSB/05 TSB/06	1	5.75 6.75 8.86 11.7	0.92 0.93 0.99 1.15	0.9 1.1 1.35 1.6	1515 2050 3630 6200
Opzionale Opcional Optional Optionale Option	*Braccio ausiliario* Plumin de intervencion – Auxiliary arm Hilfsgalgen – Potence d'intervention		1	2.2	0.22	0.72	110
	Argano ausiliario Mecanismo auxiliar – Auxiliary winch Hilfswinde – Treuil auxiliaire		1	0.85	0.9	0.43	170

GRU A TORRE

GHS 551 | 6000

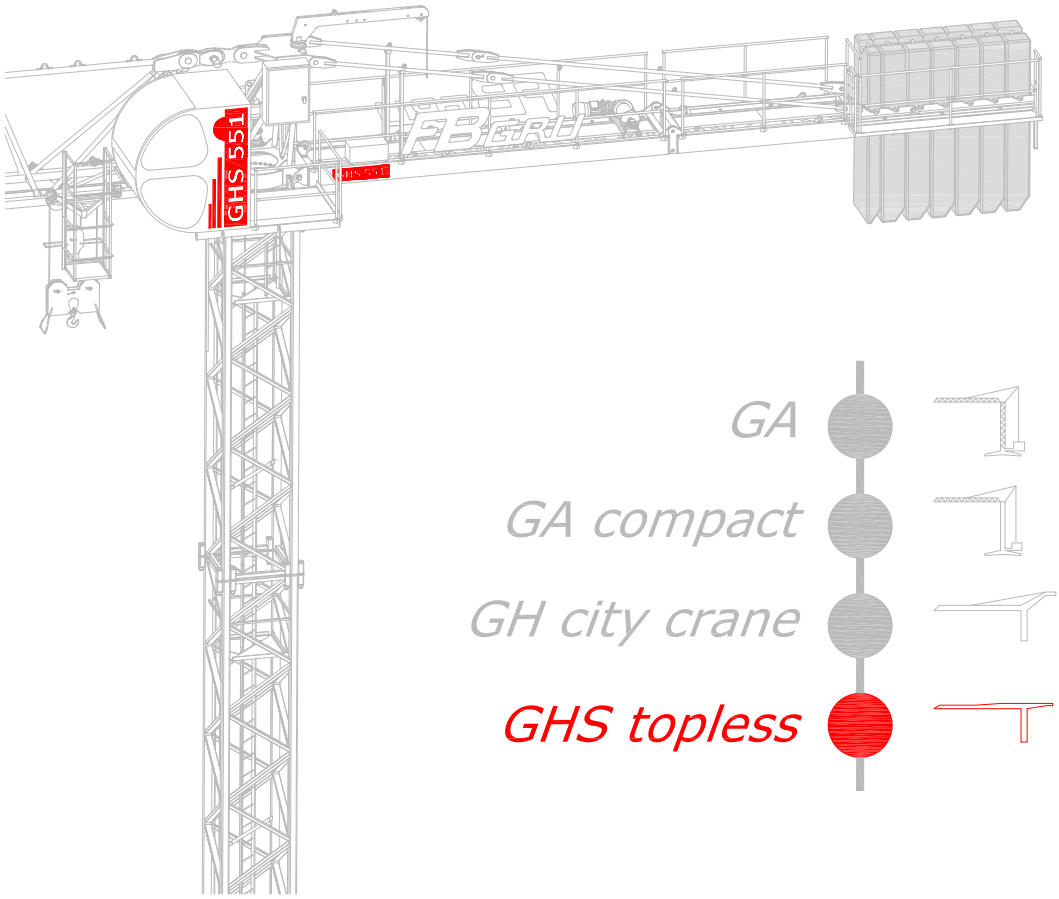

FB GRU®

FB F.lli Butti s.r.l.
Via XXV Aprile, 58
23868 Valmadrera (LC) - Italia
Tel. 0341.581108 - Fax 0341.200253
E-mail : fbgru@fbgru.it - http://www.fbgru.it

CE

FEM 1.001 - A4

GHS 551 - 6000

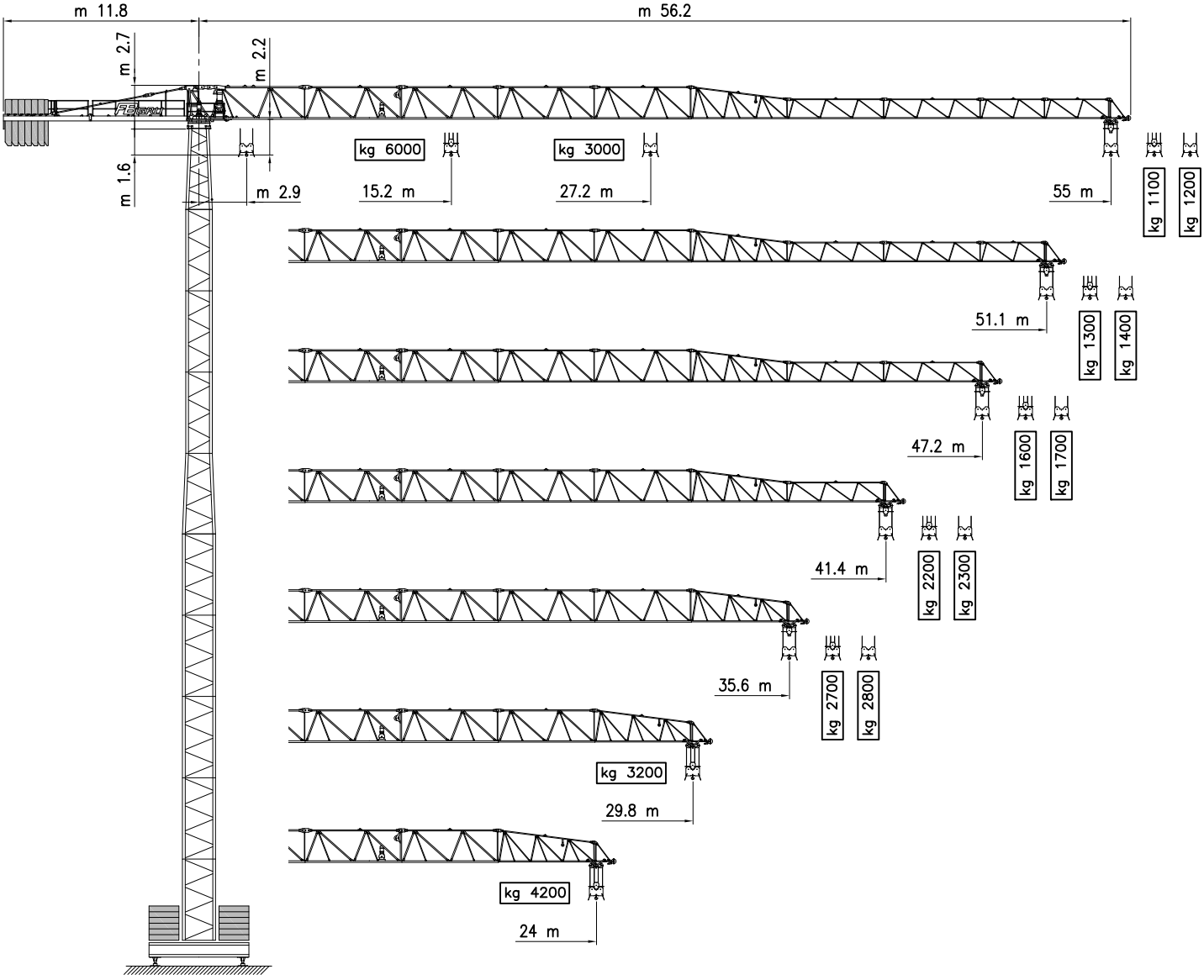

CURVE DI CARICO

CURVAS DE CARGAS — LOAD DIAGRAMS

LASTKURVEN — COURBES DE CHARGES

m	15.2	15.9	17.5	17.9	18.1	20	22	24	27.2	27.4	28.3	28.5	29.4	29.8	32	32.6	33	33.5	34	35.6	37	39	41.4	44	47.2	51.1	53	55
kg	6000	5703	5103	4971	4907	4364	3898	3511	3000	2978	2865	2841	2738	2693	2471	2415	2379	2336	2294	2167	2065	1932	1790	1653	1507	1221	1160	1100
											3000	2977	2871	2826	2600	2544	2507	2463	2420	2291	2187	2052	1453	1769	1620	1464	1261	1200
		6000	5374	5235	5168	4600	4112	3706	3185	3156	3033	3000	2890	2843	2610	2552	2515	2469	2425	2292	2185	2046	1897	1754	1601	1300		
										3000	2886	2863	2760	2717	2498	2444	2409	2366	2325	2200	2100	1969	1830	1696	1552	1400		
		6000	5377	5238	5171	4603	4114	3709	3187	3158	3035	3000	2892	2845	2612	2554	2516	2471	2427	2293	2187	2047	1898	1756	1600			
													3000	2957	2721	2663	2625	2579	2534	2400	2292	2151	2001	1857	1700			
				6000	5908	5268	4717	4260	3672	3640	3501	3471	3343	3289	3000	2946	2898	2846	2797	2646	2526	2369	2200					
																	3000	2951	2901	2750	2628	2470	2300					
					6000	5369	4806	4344	3745	3713	3572	3541	3411	3356	3077	3000	2956	2903	2853	2700								
																		3000	2953	2800								
			6000	5830	5756	5130	4592	4146	3571	3540	3264	3376	3251	3200														
														3000														
			6000	5892	5817	5186	4642	4200																				
								3000																				

(0 - 3000 kg)

(3001 - 6000 kg)

TORRE/REAZIONI MASTIL/REACCIONES — MAST/REACTIONS
MASTE/ECKDRUCKE — MAT/RÉACTIONS

	TS 11	TS AD/02	TS 12	TS AD/03	TS 14	TS 15	H max (m)
S	m 1.2	m 1.2 → 1.6	m 1.6	m 1.6 → 2.1	m 2.1	m 2.1	
L	m 5.92	m 5.92	m 5.97	m 5.97	m 5.97	m 5.97	
TS B/03	4	1	2				41.54 □ ■
TS B/04	4	1	3				47.51 □ ■
TS B/05	4	1	2	1	3		65.42 ◪ ■
TS B/06	4	1	2	1	3		65.42 ◪ ■
	2	1	2	1	5	2	77.46* ■
TS P/03	4	1					29.6
TS P/04	4	1	1				35.57
TS P/05	4	1	3				47.51
TS 11/TP	4						23.68
TS 12/TP	4	1	3				47.51
TS 14/TP	4	1	2	1	3		65.42
TS 15/TP	2	1	2	1	5	2	77.46*

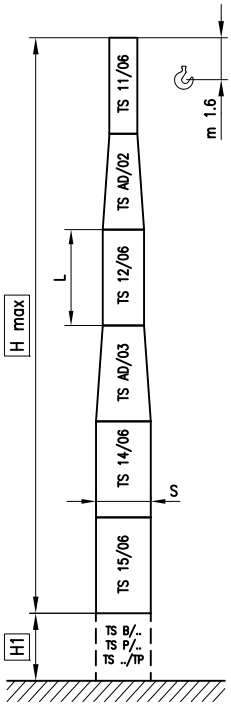

* *Senza cabina* — Sin cabina — Whitout cabin — Ohne kabine — Sans cabine

TS B

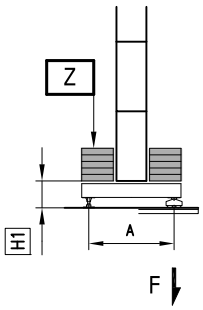

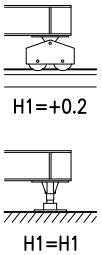

□ TR 02/02
◪ TR 02/04

■ AP/02

		F (kN)	Z (kg)
TS B/03	●	560	72000
	○	572	
TS B/04	●	578	84000
	○	635	
TS B/05	●	715	126000
	○	935	
TS B/06	●	710	126000
	○	1066	

A (m)	H1(m)
3.8x3.8	1
4.5x4.5	1.2
6x6	1.4
8x8	1.6

TS P

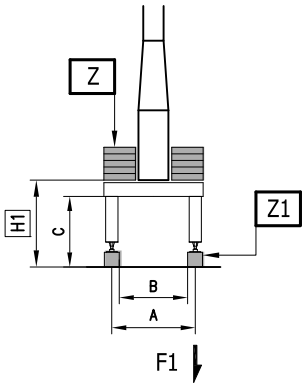

		F1 (kN)	Z (kg)	Z1 (kg)
TS P/03	●	479	40000	4x4000
	○	434		
TS P/04	●	490	48000	4x4000
	○	499		
TS P/05	●	544	70000	4x4000
	○	639		

A (m)	B (m)	C (m)	H1 (m)
3.8x3.8	3	4.55	5.34
4.5x4.5	3.76	4.47	5.5
6x6	5.2	4.53	5.8

TS TP

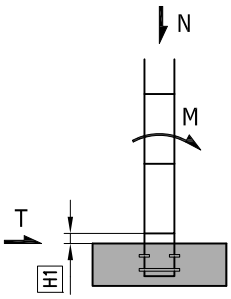

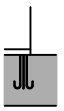

		N (kN)	T (kN)	M (kNm)
TS 11/TP	●	317	44	436
	○	370	15	1008
TS 12/TP	●	455	21	1450
	○	403	76	2149
TS 14/TP	●	552	28	1907
	○	501	111	4189
TS 15/TP	●	654	35	2361
	○	602	145	6414

H1 (m)
0.65
0.65
0.65
0.65

IN SERVIZIO EN SERVICIO — IN SERVICE IN BETRIEB — EN SERVICE	●
FUORI SERVIZIO FUERA DE SERVICIO — OUT OF SERVICE AUSSER BETRIEB — HORS SERVICE	○
ZAVORRA di BASE LASTRE DE BASE — CENTRAL BALLAST ZENTRAL BALLASTSTEIN — LEST DE BASE	Z

Solo per Hmax — Sólo para Hmax — Only for Hmax — Nur für Hmax — Seulement pour Hmax

TELESCOPAGGIO TELESCOPAGE — CLIMBING CRANE KLETTERKRANE — TÉLESCOPAGE

TS 12/4ES

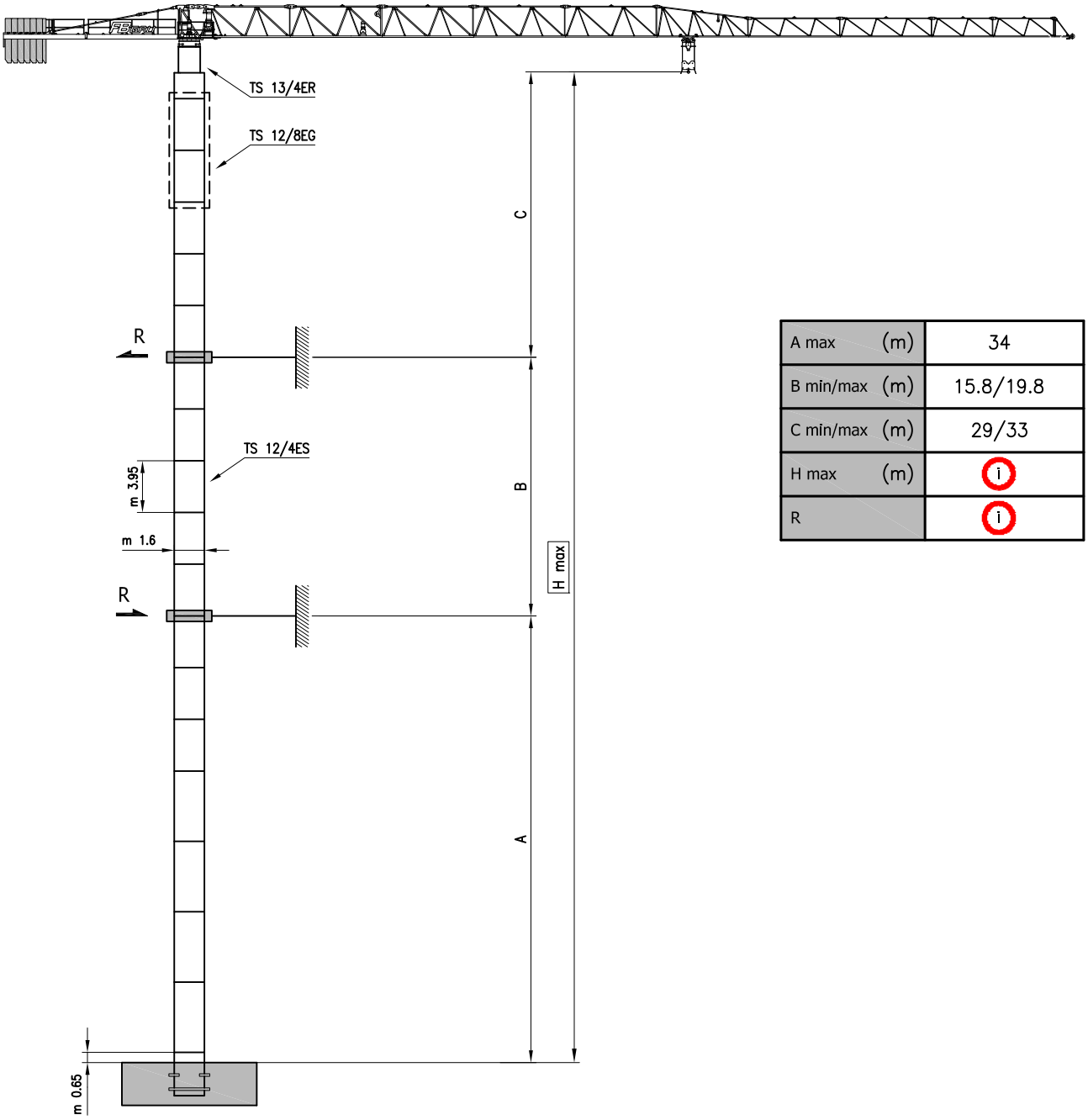

A max (m)	34
B min/max (m)	15.8/19.8
C min/max (m)	29/33
H max (m)	i
R	i

i *Consultateci* — Consultarnos — Consult us — Auf anfrage — Nous consulter

ZAVORRA DI CONTROBRACCIO LASTRE DE CONTRA FLECHA — COUNTER JIB BALLAST GEGENAUSLEGERBALLAST — LEST DE CONTRE-FLÈCHE

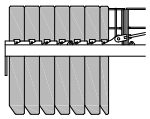	*BRACCIO (m)* FLECHA — JIB AUSLEGER — FLECHE	55	51.1	47.2	41.4	35.6	29.8	24
	ZAVORRA (kg) LASTRE — BALLAST BALLAST — LEST	14340 (6A + 1B)	13080 (6A)	12160 (5A + 1B)	12160 (5A + 1B)	10900 (5A)	7800 (3A + 1B)	5620 (2A + 1B)

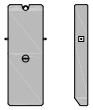	*TIPO* TIPO — TYPE ART — TYPE	A	B
	PESO (kg) PESO — WEIGHT GEWICHT — POIDS	2180	1260

MECCANISMI

MECANISMOS — MECHANISMS
ANTRIEBE — MÉCANISMES

MOVIMENTO MOVIMIENTO MOVEMENT BEWEGUNG MOUVEMENT	ALIMENTAZIONE ALIMENTACION OPERATING VOLTAGE BETRIEBSSPANNUNG TENSION DE SERVICE	PRESTAZIONI FUNCIONAMIENTOS PERFORMANCES LEISTUNGEN EXÉCUTIONS						(m)
			1ª m/1' - kg	2ª m/1' - kg	3ª m/1' - kg	4ª m/1' - kg		
SOLLEVAMENTO ELEVACION — HOISTING HEBEN — LEVAGE INVERTER	400 V 50 Hz		4	8	30	50	kW 11	AS 11 160 Hmax 36 m
			2500	2500	2500	1300		
			2	4	15	25		
			5000	5000	5000	2500		
			5	10	34	60	kW 18	AS 18 160 Hmax 36 m AS 18 HC 280 H max 70 m
			3000	3000	3000	1300		
			3	5	17	30		
			6000	6000	6000	2600		
			6	12	38	66	kW 25	AS 25 280 Hmax 70 m AS 25 HC 520 H max 130 m
			3000	3000	3000	1300		
			3	6	19	33		
			6000	6000	6000	2600		

		1ª m/1'	2ª m/1'	3ª m/1'	4ª m/1'	
CARRELLO CARRILLO — JIB TROLLEY LAUFKATZE — DISTRIBUTION INVERTER	400 V 50 Hz	10	30	49	62	kW 3

		1ª g/1'	2ª g/1'	3ª g/1'	4ª g/1'	
ROTAZIONE ROTACION — SLEWING DREHEN — ORIENTATION INVERTER	400 V 50 Hz	0 → 0.08	0.08 → 0.2	0.2 → 0.4	0.4 → 0.96	kW 9

		1ª m/1'	
TRASLAZIONE TRASLACIÒN — TRAVELLING SCHIENENFAHREN — TRANSLATION INVERTER	400 V 50 Hz	0 → 20	kW N° 2 x 4 TR 02/02 N° 4 x 4 TR 02/04

Conforme alle direttive CEE sul livello acustico 2000/14/CE

Conforme con las directivas CEE sobre el nivel acustico

In compliance with the EEC instructions on noise levell

Gemass EWG–Richtlinien fur den Schall–Leistungspegel

Conforme aux directives CEE sur le niveau acoustique

POTENZA RICHIESTA

POTENCIA-ELECTRICA NECESARIA — NECESSARY ELECTRIC POWER
KRAFTBEDARF — PUISSANCE ELECTRIQUE NECESSAIRE

	AS 11 11 kW	AS 18 AS 18 HC 18 kW	AS 25 AS 25 HC 25 kW
400 V - 50 Hz	28 kVA* (22 kW)	36 kVA* (29 kW)	45 kVA* (36 kW)

** Gru senza traslazione* — Grúa sin traslaciòn — Crane without travelling equipment — Krane ohne schienenfahren — Grue sans translation

Con riserva di modifiche documento commerciale non vincolante

Derecho de modificaciones reservadas documento commercial no contractual

Subject to change without notice commercial document not legally binding

Anderungen vorbehalten Unverblindiches Vertriebsdokument

Modifications réservées document commercial non contractuel

DENOMINAZIONE

DENOMINACION – DENOMINATION
BENENNUNG – DÈNOMINATION

Pos. Pos. Item Pos. Rep.	DENOMINAZIONE Denominacion Denomination Benennung Dènomination	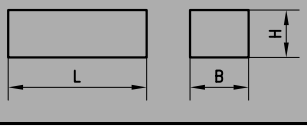	Q.tà Cant. Qty. Anz. Qte.	L (m)	B (m)	H (m)	(kg)
1	*Elemento di braccio 1* Tramo de flecha 1 – Jib element 1 Auslegerschuss 1 – Element de flèche 1	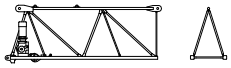	1	6.04	1.16	2.25	1800
2	*Elemento di braccio 2* Tramo de flecha 2 – Jib element 2 Auslegerschuss 2 – Element de flèche 2	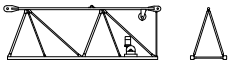	1	6.08	1.16	2.07	945
3	*Elementi di braccio 3 - 4 - 5* Tramos de flecha 3–4–5 – Jib elements 3–4–5 Auslegerschuss 3–4–5 – Elements de flèche 3–4–5	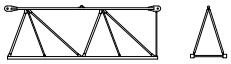	1 1 1	6.03 6.02 6.02	1.16	2.04 2.02 2.01	640 535 435
4	*Elemento di braccio 6* Tramo de flecha 6 – Jib element 6 Auslegerschuss 6 – Element de flèche 6	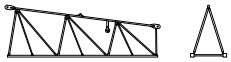	1	6.02	1.16	2.01	410
5	*Elementi di braccio 7 - 8* Tramos de flecha 7–8 – Jib elements 7–8 Auslegerschuss 7–8 – Elements de flèche 7–8	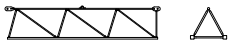	1 1	6.02 6.01	1.16	1.26 1.25	350 290
6	*Elemento di braccio 9 - 10* Tramo de flecha 9–10 – Jib element 9–10 Auslegerschuss 9–10 – Element de flèche 9–10	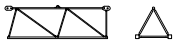	2	4.08	1.16	1.25	195
7	*Elemento di braccio 11* Tramo de flecha 11 – Jib element 11 Auslegerschuss 11 – Element de flèche 11		1	1.35	1.16	1.38	75
8	*Blocco di contrappeso* Lastre de contraflecha – Counter jib block Gegengewichtsballast – Contrepoids	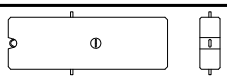	1 6	2.83	0.87	0.23 0.395	1260 2180
9	*Controbraccio* Contraflecha – Counter jib Gegenausleger – Contre–flèche		1	6.1	1.23	1.26	990
10	*Controbraccio* Contraflecha – Counter jib Gegenausleger – Contre–flèche	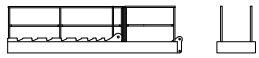	1	5.3	1.22	1.26	1070
11	*Gruppo rotazione* Plataforma de giro – Slewing platform Drehbuhne – Porte–flèche tournant	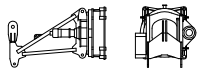	1	2.7	1.72	1.71	2480
12	*Elemento di torre TS 11/6* Mastil – Tower element Turmschuss – Mats	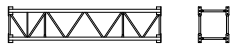		5.92	1.2	1.38	1435
13	*Elemento di torre TS 12/6* Mastil – Tower element Turmschuss – Mats	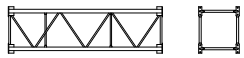		5.97	1.6	1.8	2088
14	*Elemento di torre TS 14/6* Mastil – Tower element Turmschuss – Mats	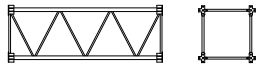		5.97	2.3	2.3	3050
15	*Elemento di torre TS 15/6* Mastil – Tower element Turmschuss – Mats	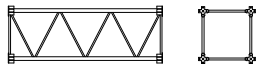		5.97	2.3	2.3	3500
16	*Adattatore TS AD/02* Adaptador – Adapter Adapter – Adaptateur	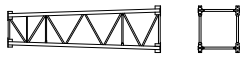		5.92	1.6	1.8	2005
17	*Adattatore TS AD/03* Adaptador – Adapter Adapter – Adaptateur	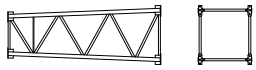		5.97	2.1	2.3	2750
18	*Blocco zavorra di base per TS B/03* Lastre de base para – Base ballast block for Zentral ballaststein für – Lest de base pour	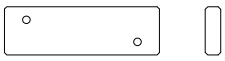		3.8	0.38	1.18	4000
19	*Blocco zavorra di base per TS B/04 e TS B/05* Lastre de base para – Base ballast block for Zentral ballaststein für – Lest de base pour	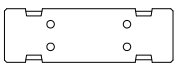 TSB/04 TSB/05		5.0 5.7	0.34	1.6	6000 7000
20	*Blocco di appoggio* Gatos – Concrete pad Fundament block – Blocs d'appui			3.0 3.2	0.8 1.0	0.74 0.95	4000 7000
21	*Crociera di base (Trave A)* Cruz de base – Cruciform base Fundament kreuz – Châssis de base	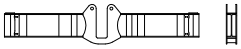 TSB/03 TSB/04 TSB/05 TSB/06	1 1 1 1	5.75 6.75 8.86 11.7	0.35 0.35 0.4 0.45	1.08 1.26 1.6 1.85	1660 2315 4050 6760
	Crociera di base (Trave B) Cruz de base – Cruciform base Fundament kreuz – Châssis de base	 TSB/03 TSB/04 TSB/05 TSB/06	1 1 1 1	5.75 6.75 8.86 11.7	0.92 0.93 0.99 1.15	0.9 1.1 1.35 1.6	1515 2050 3630 6200
Opzionale Opcional Optional Optionale Option	*Braccio ausiliario* Plumin de intervencion – Auxiliary arm Hilfsgalgen – Potence d'intervention	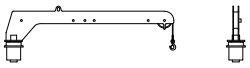	1	2.2	0.22	0.72	110
	Argano ausiliario Mecanismo auxiliar – Auxiliary winch Hilfswinde – Treuil auxiliaire		1	0.85	0.9	0.43	170

GRU A TORRE

GHS 601 | 6000

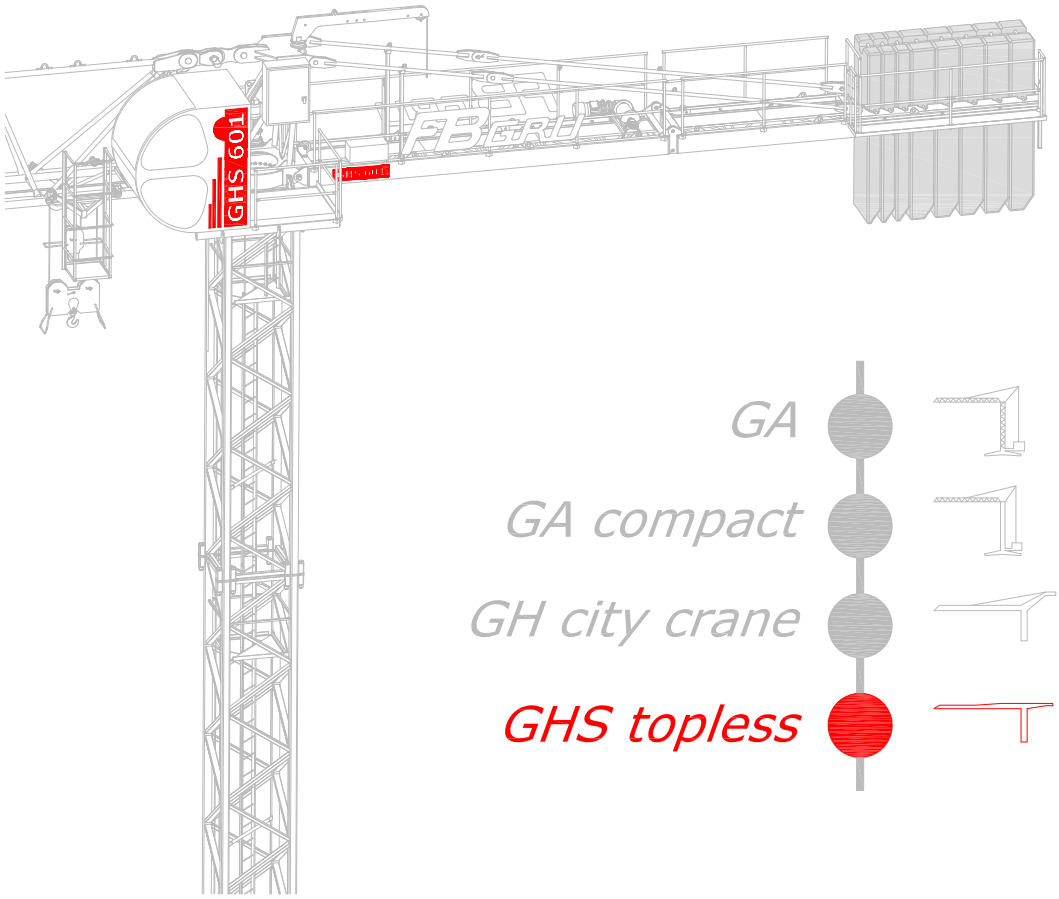

GA

GA compact

GH city crane

GHS topless

FB GRU®

FB F.lli Butti s.r.l.
Via XXV Aprile, 58
23868 Valmadrera (LC) - Italia
Tel. 0341.581108 - Fax 0341.200253
E-mail : fbgru@fbgru.it - http://www.fbgru.it

CE

FEM 1.001 - A4

GHS 601 - 6000

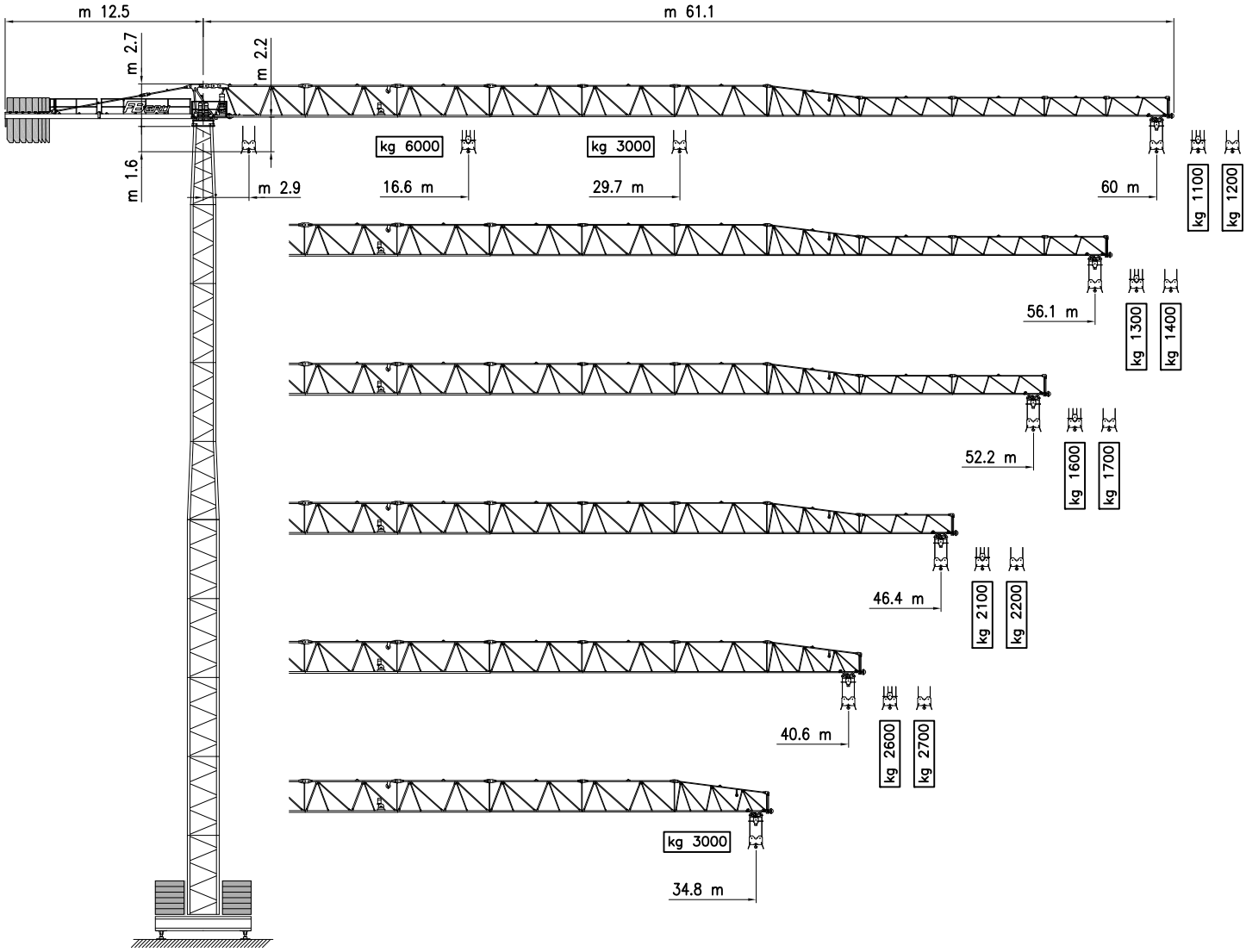

CURVE DI CARICO

CURVAS DE CARGAS — LOAD DIAGRAMS

LASTKURVEN — COURBES DE CHARGES

m	16.6	17.4	17.6	19.4	20	23	26	29.7	30	30.9	31.2	31.5	32	32.5	34.8	36	37	38	40.6	43	46.4	48	50	52.2	54	56.1	58	60
kg	6000	5667	5593	4998	4823	4093	3535	3000	2962	2860	2827	2795	2742	2692	2478	2378	2299	2225	2048	1905	1728	1653	1566	1479	1276	1210	1155	1100
										3000	2962	2929	2876	2825	2607	2505	2425	2350	2171	2025	1845	1769	1681	1592	1525	1452	1255	1200
		6000	5927	5299	5116	4346	3759	3201	3162	3049	3000	2970	2915	2862	2637	2531	2448	2370	2184	2033	1846	1768	1676	1584	1369	1300		
									3000	2900	2868	2836	2785	2735	2524	2424	2347	2273	2099	1957	1782	1708	1623	1536	1471	1400		
			6000	5344	5160	4384	3792	3230	3191	3077	3041	3000	2941	2888	2661	2554	2471	2392	2205	2052	1864	1785	1693	1600				
														3000	2770	2663	2579	2499	2310	2157	1966	1886	1794	1700				
					6000	4888	4236	3618	3574	3449	3409	3370	3307	3245	2984	3000	2768	2681	2475	2307	2100							
																	3000	2785	2578	2409	2200							
					6000	5121	4442	3797	3752	3622	3580	3539	3473	3409	3137	3000	2905	2814	2600									
																	3000	2916	2700									
				6000	5784	4925	4269	3646	3602	3471	3437	3397	3333	3271	3000													
															3000													

(0 - 3000 kg)

(3001 - 6000 kg)

TORRE/REAZIONI MASTIL/REACCIONES — MAST/REACTIONS
MASTE/ECKDRUCKE — MAT/RÉACTIONS

	TS 13	TS AD/02	TS 12	TS AD/03	TS 14	TS 15	H max (m)
S	m 1.2	m 1.2 → 1.6	m 1.6	m 1.6 → 2.1	m 2.1	m 2.1	
L	m 5.92	m 5.92	m 5.97	m 5.97	m 5.97	m 5.97	
TS B/03	4	1	1				35.57 □ ■
TS B/04	2	1	5				47.61 □ ■
TS B/05	2	1	2	1	5		65.52 ◪ ■
TS B/06	2	1	2	1	5		65.52 ◪ ■
	2	1		1	7	2	77.46* ■
TS P/03	4						23.68
TS P/04	4	1	1				35.57
TS P/05	2	1	5				47.61
TS 13/TP	4						23.68
TS 12/TP	2	1	5				47.61
TS 14/TP	2	1	2	1	5		65.52
TS 15/TP	2	1		1	7	2	77.46*

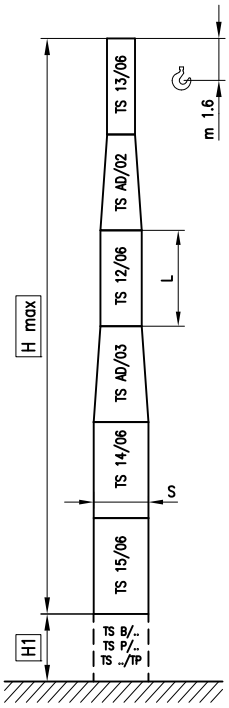

* *Senza cabina* — Sin cabina — Whitout cabin — Ohne kabine — Sans cabine

TS B

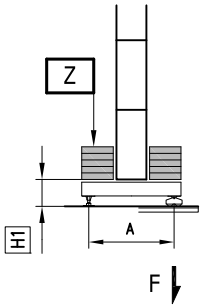

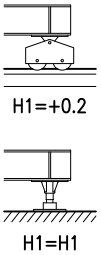

□ TR 02/02
◪ TR 02/04

■ AP/02

		F (kN)	Z (kg)
TS B/03	●	559	64000
	○	483	
TS B/04	●	618	84000
	○	692	
TS B/05	●	793	140000
	○	1037	
TS B/06	●	776	140000
	○	1151	

A (m)	H1(m)
3.8x3.8	1
4.5x4.5	1.2
6x6	1.4
8x8	1.6

TS P

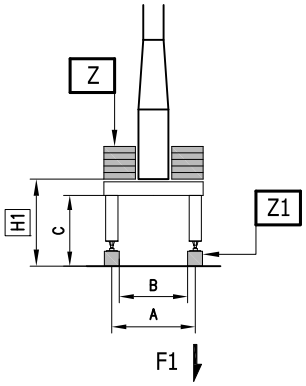

		F1(kN)	Z (kg)	Z1(kg)
TS P/03	●	493	40000	4x4000
	○	384		
TS P/04	●	554	60000	4x4000
	○	552		
TS P/05	●	611	84000	4x4000
	○	708		

A (m)	B (m)	C (m)	H1(m)
3.8x3.8	3	4.55	5.34
4.5x4.5	3.76	4.47	5.5
6x6	5.2	4.53	5.8

TS TP

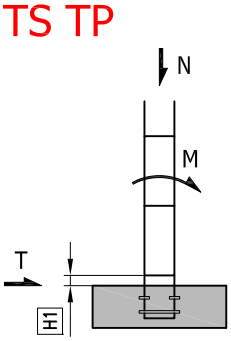

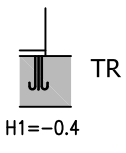

		N (kN)	T (kN)	M (kNm)	H1 (m)
TS 13/TP	●	343	45	504	0.65
	○	381	16	1195	
TS 12/TP	●	440	80	2339	0.65
	○	478	22	1661	
TS 14/TP	●	555	121	4637	0.65
	○	593	30	2166	
TS 15/TP	●	641	153	6915	0.65
	○	679	36	2623	

IN SERVIZIO EN SERVICIO — IN SERVICE IN BETRIEB — EN SERVICE	●
FUORI SERVIZIO FUERA DE SERVICIO — OUT OF SERVICE AUSSER BETRIEB — HORS SERVICE	○
ZAVORRA di BASE LASTRE DE BASE — CENTRAL BALLAST ZENTRAL BALLASTSTEIN — LEST DE BASE	Z

Solo per Hmax — Sólo para Hmax — Only for Hmax — Nur für Hmax — Seulement pour Hmax

TELESCOPAGGIO TELESCOPAGE — CLIMBING CRANE KLETTERKRANE — TÉLESCOPAGE

TS 12/4ES

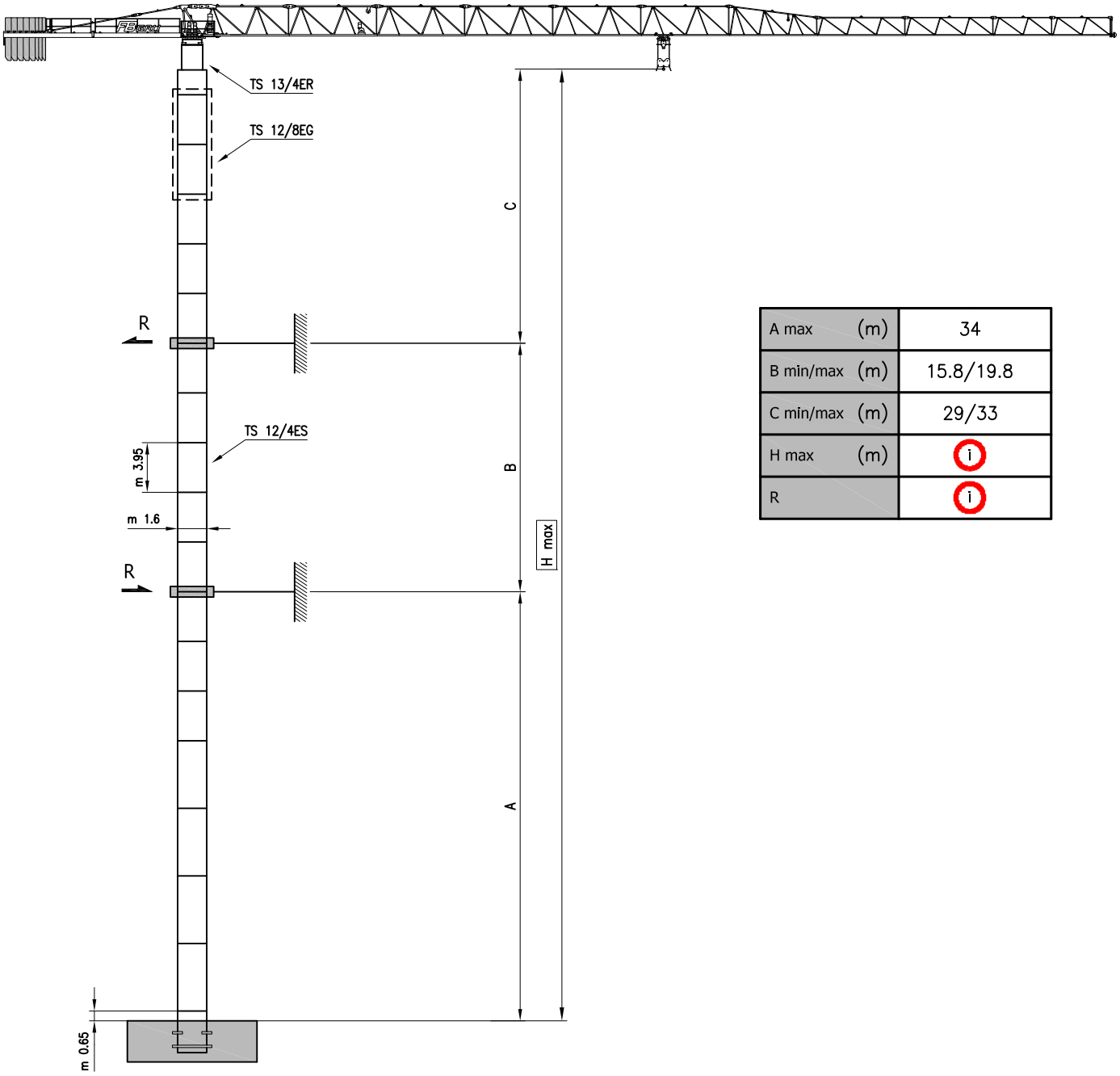

A max (m)	34
B min/max (m)	15.8/19.8
C min/max (m)	29/33
H max (m)	i
R	i

i *Consultateci* — Consultarnos — Consult us — Auf anfrage — Nous consulter

ZAVORRA DI CONTROBRACCIO LASTRE DE CONTRA FLECHA — COUNTER JIB BALLAST GEGENAUSLEGERBALLAST — LEST DE CONTRE-FLÈCHE

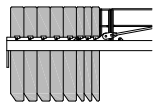	*BRACCIO (m)* FLECHA — JIB AUSLEGER — FLECHE	*60*	*56.1*	*52.2*	*46.4*	*40.6*	*34.8*
	ZAVORRA (kg) LASTRE — BALLAST BALLAST — LEST	*14680* *(5A + 3B)*	*13420* *(5A + 2B)*	*12160* *(5A + 1B)*	*12160* *(5A + 1B)*	*11240* *(4A + 2B)*	*9980* *(4A + 1B)*

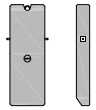	*TIPO* TIPO — TYPE ART — TYPE	*A*	*B*
	PESO (kg) PESO — WEIGHT GEWICHT — POIDS	*2180*	*1260*

MECCANISMI

MECANISMOS — MECHANISMS
ANTRIEBE — MÉCANISMES

MOVIMENTO MOVIMIENTO MOVEMENT BEWEGUNG MOUVEMENT	ALIMENTAZIONE ALIMENTACION OPERATING VOLTAGE BETRIEBSSPANNUNG TENSION DE SERVICE	PRESTAZIONI FUNCIONAMIENTOS PERFORMANCES LEISTUNGEN EXÉCUTIONS						
			1ª m/1' - kg	2ª m/1' - kg	3ª m/1' - kg	4ª m/1' - kg		(m)
SOLLEVAMENTO ELEVACION — HOISTING HEBEN — LEVAGE INVERTER	400 V 50 Hz		4	8	30	50	kW 11	AS 11 160 Hmax 36 m
			2500	2500	2500	1300		
			2	4	15	25		
			5000	5000	5000	2500		
			5	10	34	60	kW 18	AS 18 160 Hmax 36 m
			3000	3000	3000	1300		
			3	5	17	30		AS 18 HC 280 H max 70 m
			6000	6000	6000	2600		
			6	12	38	66	kW 25	AS 25 280 Hmax 70 m
			3000	3000	3000	1300		
			3	6	19	33		AS 25 HC 520 H max 130 m
			6000	6000	6000	2600		

		1ª m/1'	2ª m/1'	3ª m/1'	4ª m/1'	
CARRELLO CARRILLO — JIB TROLLEY LAUFKATZE — DISTRIBUTION INVERTER	400 V 50 Hz	10	30	49	62	kW 3

		1ª g/1'	2ª g/1'	3ª g/1'	4ª g/1'	
ROTAZIONE ROTACION — SLEWING DREHEN — ORIENTATION INVERTER	400 V 50 Hz	0 → 0.06	0.06 → 0.16	0.16 → 0.31	0.31 → 0.78	kW N° 2 x 4

		1ª m/1'	
TRASLAZIONE TRASLACIÒN — TRAVELLING SCHIENENFAHREN — TRANSLATION INVERTER	400 V 50 Hz	0 → 20	kW N° 2 x 4 TR 02/02 N° 4 x 4 TR 02/04

Conforme alle direttive CEE sul livello acustico 2000/14/CE

Conforme con las directivas CEE sobre el nivel acustico

In compliance with the EEC instructions on noise levell

Gemass EWG–Richtlinien fur den Schall–Leistungspegel

Conforme aux directives CEE sur le niveau acoustique

POTENZA RICHIESTA

POTENCIA-ELECTRICA NECESARIA — NECESSARY ELECTRIC POWER
KRAFTBEDARF — PUISSANCE ELECTRIQUE NECESSAIRE

	AS 11 11 kW	AS 18 AS 18 HC 18 kW	AS 25 AS 25 HC 25 kW
400 V - 50 Hz	28 kVA* (22 kW)	36 kVA* (29 kW)	45 kVA* (36 kW)

** Gru senza traslazione* — Grúa sin traslaciòn — Crane without travelling equipment — Krane ohne schienenfahren — Grue sans translation

Con riserva di modifiche documento commerciale non vincolante

Derecho de modificaciones reservadas documento commercial no contractual

Subject to change without notice commercial document not legally binding

Anderungen vorbehalten Unverblindiches Vertriebsdokument

Modifications réservées document commercial non contractuel

DENOMINAZIONE

DENOMINACION – DENOMINATION
BENENNUNG – DÈNOMINATION

Pos. Pos. Item Pos. Rep.	DENOMINAZIONE Denominacion Denomination Benennung Dènomination	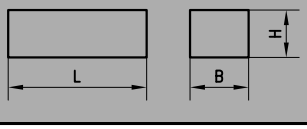	Q.tà Cant. Qty. Anz. Qte.	L (m)	B (m)	H (m)	(kg)
1	*Elemento di braccio 1* Tramo de flecha 1 – Jib element 1 Auslegerschuss 1 – Element de flèche 1	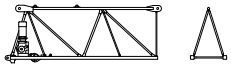	1	6.05	1.16	2.25	1950
2	*Elemento di braccio 2* Tramo de flecha 2 – Jib element 2 Auslegerschuss 2 – Element de flèche 2	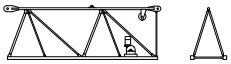	1	6.09	1.16	2.08	1100
3	*Elementi di braccio 3 - 4 - 5 - 6* Tramos de flecha 3–4–5–6 – Jib elements 3–4–5–6 Auslegerschuss 3–4–5–6 – Elements de flèche 3–4–5–6	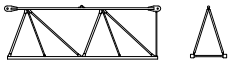	1 1 1 1	6.05 6.03 6.02 6.02	1.16	2.06 2.04 2.02 2.01	670 640 535 435
4	*Elemento di braccio 7* Tramo de flecha 7 – Jib element 7 Auslegerschuss 7 – Element de flèche 7	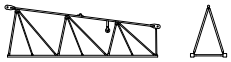	1	6.02	1.16	2.01	410
5	*Elementi di braccio 8 - 9* Tramos de flecha 8–9 – Jib elements 8–9 Auslegerschuss 8–9 – Elements de flèche 8–9	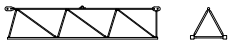	1 1	6.02 6.01	1.16	1.26 1.25	350 290
6	*Elemento di braccio 10-11* Tramo de flecha 10–11 – Jib element 10–11 Auslegerschuss 10–11 – Element de flèche 10–11	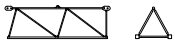	2	4.08	1.16	1.25	195
7	*Elemento di braccio 12* Tramo de flecha 12 – Jib element 12 Auslegerschuss 12 – Element de flèche 12	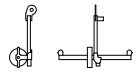	1	0.43	1.20	1.38	36
8	*Blocco di contrappeso* Lastre de contraflecha – Counter jib block Gegengewichtsballast – Contrepoids	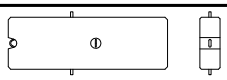	3 5	2.83	0.87	0.23 0.395	1260 2180
9	*Controbraccio* Contraflecha – Counter jib Gegenausleger – Contre–flèche		1	6.1	1.23	1.26	935
10	*Controbraccio* Contraflecha – Counter jib Gegenausleger – Contre–flèche	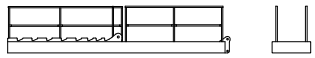	1	6.0	1.28	1.26	1150
11	*Gruppo rotazione* Plataforma de giro – Slewing platform Drehbuhne – Porte–flèche tournant	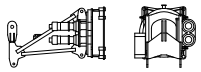	1	2.7	1.65	1.65	2650
12	*Elemento di torre TS 13/6* Mastil – Tower element Turmschuss – Mats	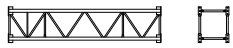		5.92	1.2	1.38	1710
13	*Elemento di torre TS 12/6* Mastil – Tower element Turmschuss – Mats	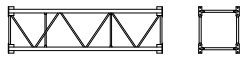		5.97	1.6	1.8	2088
14	*Elemento di torre TS 14/6* Mastil – Tower element Turmschuss – Mats	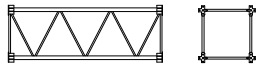		5.97	2.3	2.3	3050
15	*Elemento di torre TS 15/6* Mastil – Tower element Turmschuss – Mats	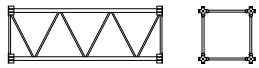		5.97	2.3	2.3	3500
16	*Adattatore TS AD/02* Adaptador – Adapter Adapter – Adaptateur	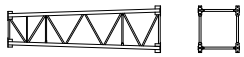		5.92	1.6	1.8	2005
17	*Adattatore TS AD/03* Adaptador – Adapter Adapter – Adaptateur	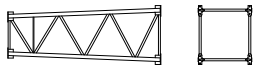		5.97	2.1	2.3	2750
18	*Blocco zavorra di base per TS B/03* Lastre de base para – Base ballast block for Zentral ballaststein für – Lest de base pour	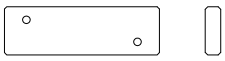		3.8	0.38	1.18	4000
19	*Blocco zavorra di base per TS B/04 e TS B/05* Lastre de base para – Base ballast block for Zentral ballaststein für – Lest de base pour	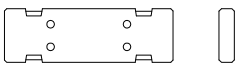 TSB/04 TSB/05		5.0 5.7	0.34	1.6	6000 7000
20	*Blocco di appoggio* Gatos – Concrete pad Fundament block – Blocs d'appui			3.0 3.2	0.8 1.0	0.74 0.95	4000 7000
21	*Crociera di base (Trave A)* Cruz de base – Cruciform base Fundament kreuz – Châssis de base	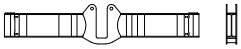 TSB/03 TSB/04 TSB/05 TSB/06	1 1 1 1	5.75 6.75 8.86 11.7	0.35 0.35 0.4 0.45	1.08 1.26 1.6 1.85	1660 2315 4050 6760
	Crociera di base (Trave B) Cruz de base – Cruciform base Fundament kreuz – Châssis de base	 TSB/03 TSB/04 TSB/05 TSB/06	1 1 1 1	5.75 6.75 8.86 11.7	0.92 0.93 0.99 1.15	0.9 1.1 1.35 1.6	1515 2050 3630 6200
Opzionale Opcional Optional Optionale Option	*Braccio ausiliario* Plumin de intervencion – Auxiliary arm Hilfsgalgen – Potence d'intervention	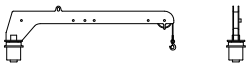	1	2.2	0.22	0.72	110
	Argano ausiliario Mecanismo auxiliar – Auxiliary winch Hilfswinde – Treuil auxiliaire		1	0.85	0.9	0.43	170